

Parts Manual

Digital Imaging Systems
DP-8020E/8020P/8016P


[Version 1.1]



WARNING

This service information is designed for experienced repair technicians only and is not intended for use by the general public. It does not contain warnings or cautions to advise non-technical individuals of potential dangers in attempting to service a product. Products powered by electricity should be serviced or repaired only by experienced professional technicians. Any attempt to service or repair the product or products dealt within this service information by anyone else could result in serious injury or death.



IMPORTANT SAFETY NOTICE

There are special components used in this equipment which are important for safety. These parts are marked by  in the Schematic Diagrams, Circuit Board Diagrams, Exploded Views and Replacement Parts List. It is essential that these critical parts should be replaced with manufacturer's specified parts to prevent shock, fire or other hazards. Do not modify the original design without permission of manufacturer.

© 2006 Panasonic Communications Co., Ltd.
All rights reserved. Unauthorized copying and distribution is a violation of law. Published in Japan.

Panasonic[®]

General Annotations

1. Panasonic Digital Document Company and other Panasonic Sales Companies reserve the right to change any information enclosed herein without prior notification.
(This includes, but is not limited to, parts pricing, availability, and text)
2. Electrical parts supplied may include previously used components.
3.  **Important Safety Notice**
Components identified by a  mark, have special characteristics important for safety. When replacing any of these components, use only manufacturer's specified parts.
4. In New Parts column, "N" indicates part is used only in DP-8020E/8020P*/8016P models, "C" indicates part is used in previous models.
5. In Remarks column, "PM" indicates "Preventive Maintenance Part".
6. In Remarks column, "RTL" indicates that the Retention Time is limited for this item. After the discontinuation of this assembly in production, the item will continue to be available for a specific period of time. The retention period of availability is dependant on the type of assembly, and in accordance with the laws governing part and product retention. After the end of this period, the assembly will no longer be available.
7. This "Unit" which includes other itemized parts is provided as "Limited Availability" for your convenience, and will only be offered for up to 3 years after the production of the unit ceases. However, the individual contents of the assembly will be available for the standard period.
8. **This Product Uses Lead (Pb) Free Solder Printed Circuit Boards (PCBs).**
Information regarding Lead-Free (PbF) solder;

Distinction of PbF PCB:

PCBs (manufactured) using lead free solder will have a **PbF** mark following the PCB part numbers in a label on the PCB.

Caution:

- Pb free solder has a higher melting point than standard solder; typically the melting point is **86-104 °F (30-40 °C)** higher. Please use a soldering iron with temperature control and adjust it to **698±20 °F (370±10 °C)**. Exercise care while using higher temperature soldering irons, do not heat the PCB for too long to prevent solder splash or damage to the PCB.
- Pb free solder will tend to splash when heated too high (about **1112 °F/600 °C**).
- ECO SOLDER M705 (available from Senju Metal Industry Co., Ltd.;
URL: <http://www.senju-m.co.jp>) is recommended when repairing PbF PCBs.

* DP-8020P is not available for USA and Canada.

General Annotations

9. Important Notice

(Especially in those countries belonging to the European Union):

This product is fully compliant with the national laws transposed from the EU Directive on the restriction of the use of certain hazardous substances (RoHS) in electrical and electronic equipment, effective 1st July 2006 in the EU countries.

In order for the product to comply with the RoHS Directive, the six particular substances (lead, mercury, cadmium, hexavalent chromium, polybrominated biphenyls, and polybrominated diphenyl ethers) have been either totally eliminated or limited to the concentration level below maximum allowed. Consequently spare parts have been changed to RoHS-compliant parts where applicable.

To ensure compliance with the spare parts application of the RoHS legislation, please make sure to follow the details provided in this manual when ordering spare parts and carrying out repairs.

The contents of this Parts Manual and the Specifications are subject to change without notice. Panasonic Communications Co., Ltd. reserves the right to make improvements in the product design without reservation and without notice.

Published in Japan.



Precautions

For Your Safety






To prevent severe injury and loss of life, read this section carefully before servicing the Panasonic machine to ensure proper and safe operation of your machine.

Please ensure that the machine is installed near a wall outlet and is easily accessible.

- This section explains the Warnings and Cautions used in the machine and/or this manual.











	WARNING: Denotes a potential hazard that could result in serious injury or death.
	CAUTION: Denotes hazards that could result in minor injury or damage to the machine.

- This section also explains the Warnings and Cautions used in the machine and/or this manual.

			These symbols are used to alert operators to a specific operating procedure that must not be performed.
			These symbols are used to alert operators to a specific operating procedure that must be emphasized in order to operate the machine safely.

WARNING

Power and Ground Connection Cautions

-  Ensure that the plug connection is free of dust. In a damp environment, a contaminated connector can draw a significant amount of current that can generate heat and eventually cause fire if left unattended over an extended period of time.
-  Always use the power cord provided with your machine. When an extension power cord is required, always use a properly rated cord.
 - 120 V/15 A or AC 220 - 240V/10 AIf you use a cord with an unspecified current rating, it may be underrated, and the machine, or plug may emit smoke, or become hot to the touch.
-  Do not attempt to repair, pull, bend, chafe or otherwise damage the power cord. Do not place a heavy object on the cord. A damaged cord can cause fire or electric shocks.
-  Never touch a power cord with wet hands. Danger of electric shock exists.
-  If the power cord is damaged, or insulated wires are exposed, contact the authorized Panasonic dealer for a replacement. Using a damaged cord can cause fire or electric shocks.
-  Stop operation immediately if your machine emits smoke, excessive heat, unusual noise, or abnormal smell, or if water is spilt onto the machine. These conditions can cause fire. Immediately switch Off and unplug the machine, and contact the authorized Panasonic dealer.
-  Do not disconnect or reconnect the machine while the power switch is in the On position. Disconnecting a live connector can cause arcing, consequently deforming the plug and cause fire.
-  When disconnecting the machine, grasp the plug instead of the cord. Pulling on a cord forcibly can damage it, and cause fire, or an electric shock.
-  When the machine is not used over an extended period of time, switch it Off and unplug it. If an unused machine is left connected to a power source for a long period, degraded insulation can cause electric shocks, current leakage or fire.
-  Be sure to switch Off, and unplug the machine before accessing the interior of the machine for cleaning, maintenance or fault clearance. Access to a live machine's interior can cause an electric shock.



Once a month, unplug the machine and check the power cord for the following. If you notice any unusual condition, contact your authorized Panasonic dealer

- The power cord is plugged firmly into the receptacle.
- The plug is not excessively heated, rusted, or bent.
- The plug and receptacle are free of dust.
- The cord is not cracked or frayed.

Operating Safeguards



Do not touch areas where these caution labels are attached to, the surface may be very hot and may cause severe burns.



Do not place any liquid container such as a vase, or coffee cup on the machine. Spilt water can cause fire or shock hazard.



Do not place any metal parts such as staples or clips on the machine. If metal and flammable parts get into the machine, they can short-circuit internal components, and cause fire or electric shocks.



If debris (metal or liquid) gets into the machine, switch Off and unplug the machine immediately. Operating a debris-contaminated machine can cause fire or electric shock.



Do not try to alter the machine configuration or modify any parts. An unauthorized modification can cause smoke or fire.

Consumable Safeguards



Never dispose of toner, toner cartridge, or a waste toner container into an open flame. Toner remaining in the cartridge/bottle can cause an explosion, burns and/or injuries.



Keep button batteries/stamp out of the reach of children to prevent choking or poisoning. If a button battery/stamp is swallowed accidentally, get medical treatment immediately,

Notice: California only:

This product contains a CR Coin Cell Lithium Battery which contains Perchlorate Material - special handling may apply. See www.dtsc.ca.gov/hazardouswaste/perchlorate



CAUTION

Installation and Relocation Cautions



Do not place the machine near heaters or volatile, flammable, or combustible materials such as curtains that may catch fire.



Do not place the machine in a hot, humid, dusty, or poorly ventilated environment. Prolonged exposure to these adverse conditions can cause fire or electric shocks.



Place the machine on a level and sturdy surface that can withstand the weight of the machine. Refer to the Specifications section for the weight of the machine. If tilted, the machine may tip-over and cause injuries.



When relocating the machine, remove the toner and/or developer, and pack the machine with proper packing materials for shipping.



When moving the machine, be sure to unplug the power cord from the outlet. If the machine is moved with the power cord attached, it can cause damage to the cord which could result in fire or electric shock.



CAUTION

Operating Safeguards



Do not place a magnet near the safety switch of the machine. A magnet can activate the machine accidentally, resulting in injuries.



Do not use a highly flammable spray, or solvent near the machine. It can cause fire.



When copying a thick document, do not use excessive force to press it against the scanning glass. The glass may break and cause injuries.



Never touch a labelled area found on, or near the heat roller. You can get burnt. If a sheet of paper is wrapped around the heat roller, do not try to remove it yourself to avoid injuries or burns. Switch Off the machine immediately, and wait until it cools down.



Do not use conductive paper, e.g. folding paper, carbon paper and coated paper. When a paper jam occurs, they can cause a short circuit and fire.



Do not place any heavy object on the machine. An off-balance machine can tip-over, or the heavy object can fall, causing damage and/or injuries.



Keep the room ventilated when using the machine for an extended period of time to minimize the ozone density in the air.



When copying with the document cover open, do not look directly at the exposure lamp. Direct eye exposure can cause eye fatigue or eye injury.



Pull the paper trays out slowly to prevent injuries.



When removing jammed paper, make sure that no pieces of torn paper are left in the machine. A piece of paper remaining in the machine can cause fire. If a sheet of paper is wrapped around the heat roller, or when clearing a jammed paper that is difficult or impossible to see, do not try to remove it by yourself. Doing so can cause injuries or burns. Switch Off the machine immediately, and wait until it cools down.

Consumable Safeguards



Never heat the drum cartridge, or scratch its surface. A heated, or scratched drum can be hazardous to your health.



Do not mix new and old batteries together, as they can burst or leak, causing a fire or injuries. Be sure to use the specified type of batteries only.



Ensure that batteries are installed with correct polarity. Incorrectly installed batteries can burst or leak, resulting in spillage or injuries.

Others

- When clearing a paper jam or other fault, follow the appropriate procedure given in this manual.
- The machine has a built-in circuit for protection against lightning-induced surge current. If lightning strikes in your neighborhood, maintain an ample distance from the machine, and do not touch it until the lightning stops.
- If you notice flickering, distorted images, or noises on your audio-visual units, your machine may be causing radio interference. Switch it Off, and if the interference disappears, the machine is the cause of the radio interference. Perform the following procedure until the interference is corrected.
 - Move the machine, and the TV and/or radio away from each other.
 - Reposition or reorient the machine, and the TV and/or radio.
 - Unplug the machine, TV and/or radio, and replug them into outlets operating on different circuits.
 - Reorient the TV and/or radio antennas, and cables until the interference stops. For an outdoor antenna, ask your local electrician for support.
 - Use a coaxial cable antenna.

Table of Contents

Exploded View & Parts List	9
1.1. Destination Codes	9
1.2. Cover Assembly.....	10
1.3. Scanner Unit	14
1.4. Control Panel Unit.....	18
1.5. Paper Transportation	22
1.6. Automatic Duplex Unit	26
1.7. Electrical Parts	30
1.8. Frame Parts	34
1.9. Fuser Unit	38
1.10. Hopper Unit.....	42
1.11. Developer Unit	44
1.12. Drum Unit.....	48
1.13. Drive Unit.....	52
1.14. Paper Tray	56
1.15. Automatic Document Feeder	58
1.16. Inverting Automatic Document Feeder (For DP-8020E)	66
1.17. PC Boards/Harnesses	84
1.18. 2nd/4th Paper Tray	90
1.19. 3rd Paper Tray	96
1.20. Packing and Accessories 1. For USA and Canada	102
1.21. Packing and Accessories 2. For China	104
1.22. Packing and Accessories 3. For Other Destinations (except USA, Canada and China)	106
1.23. Printer Controller Module for PCL6.....	108
1.24. Printer Controller Module for PS/PCL6.....	110
1.25. Fax Communication Board	112
1.26. Keyboard Option.....	116
1.27. Hard Disk Drive Unit	118
1.28. Accounting Software.....	120
1.29. i-ADF Packing and Accessories	122
1.30. ADF Packing and Accessories	124
1.31. 2nd/4th Paper Tray and 3rd Paper Tray Packing and Accessories.....	126
1.32. Dehumidifier Heater Kit (For Main Unit).....	128
1.33. Dehumidifier Heater Kit (For Optional Paper Tray(s)).....	130
1.34. Key Counter Harness Kit	132
1.35. Hardware Identification Template	134

memo

1 Exploded View & Parts List

1.1. Destination Codes

<For DP-8020E / 8020P* / 8016P>

Code	Destination	Code	Destination
PA	Australia; New Zealand	PP	Czech; Slovakia; Poland; Hungary
PB	England; Singapore; Malaysia; Hong Kong	PS	Turkey
		PT	Taiwan
PF	France	PU	USA; Canada; Puerto Rico; Mexico; Panama
PK	China	PUG	GSA
PM	Germany; Austria; Italy; Spain	PY	Saudi Arabia

1.1.1. Destination Codes for Fax Option

<For DP-8020E / 8020P* / 8016P>

Code	Destination	Code	Destination
AAR	Austria	EER	Italy
ABR	England	ENR	Norway; Sweden
AER	Taiwan	YAR	Panama; (220 VAC Power Supply)
AGR	Germany	YCR	Slovakia
AHR	Netherlands	YGR	Greece
AJR	Spain	YMR	Malaysia
AKR	Hong Kong SAR, PRC	YPR	Czech; Poland; Hungary
ALR	Australia	YRR	Russia; Ukraine
AMR	Switzerland	YSR	Saudi Arabia
APR	Portugal	YTR	Thailand
ARR	Belgium	YVR	China
ATR	Turkey	YWR	South Africa
AUR	USA; Canada; Puerto Rico	YXR	Singapore
AVR	France	YYR	Mexico; Panama; (120 VAC Power Supply)
AWR	New Zealand		

Note:

1. DP-8020P is not available for USA and Canada.
2. Model availability may differ as per destination. Please ask your sales company for details.

1.2. Cover Assembly

Safety Mark	Ref. No.	Part Number	Part Name	New Parts	Remarks	Destination
	101	DZMA004441	Cover, Left Scanner	C		All
⚠	102	DZMA004443	Cover, Rear Scanner	C		All
	103	DZMA002394	Cover, Platen	C		All
	104	PJHEC0124Z	Pad, Scanning	C		All
	105	DZMH000013	Hinge, Platen	C		All
	106	DZTE000025	Glass, Platen (L)	C		All
	107	DZJE001189	Plate, Rear Document	C		PU, PUG
		DZJE001191				PK, PT
		DZJE001188				Other
	109	DZHP010632	Assembly, Document Plate	C		PU, PUG
		DZHP010631				PK, PT
		DZHP010630				Other
	110	DZTE000052	Glass, Scanning (S)	C		All
	112	DZJA001385	Bracket, Left Hinge	C		All
	113	DZJA001386	Bracket, Right Hinge	C		All
	114	DZJM001318	Guide, OPS	C		All
	116	DZJM001403	Actuator, OPS	C		All
	117	DZKN000266	Spring, Actuator	C		All
	120	DZML000489	Cover, Bypass Tray	C		All
	121	DZKR000038	Spring, Tray Hold Up	C		All
	122	DZML000491	Tray, Sub Bypass 2	C		All
	123	DZKL000087	Actuator, Paper Tray	C		All
	124	DZML000490	Tray, Sub Bypass	C		All
	125	DZLF000208	Gear, Guide	C		All
	126	DZML000488	Tray, Bypass	C		All
	127	DZNK005316	Label, Bypass Tray	C		PU, PUG
		DZNK005266				Other
		PJGFC0033Z				PK, PT
	128	DZJF000658	Guide, Rear Set	C		All
	129	DZJF000657	Guide, Front Set	C		All
	131	DZAL000211	Sensor, Photo	C		All
	132	DZMA004445	Cover, Right Scanner	C		All
	133	DZJF000662	Lever, Guide	C		All
	135	DZNE000129	Sheet, Herness	C		All
	136	PJRCC0005Z	Label 3, Sensor	C		All
	2832	DZEC102304R	PC Board, SNS	C		All
	2841	DZFP001590	Harness, MPS	C		All
	2910	DZEC102917R	PC Board, SSN	C		Except PK, PT
		DZEC103157R				PK, PT
	Q8	XTB3+8GFN	Screw	C		All
	S6	DZPA000086	Screw	C		All
	W9	XTB3+12JFJ	Screw	C		All
	X2	DZPA000089	Screw	C		All
	X8	XTB3+8GFJ	Screw	C		All
	Y3	XTW3+6LFJ	Screw	C		All

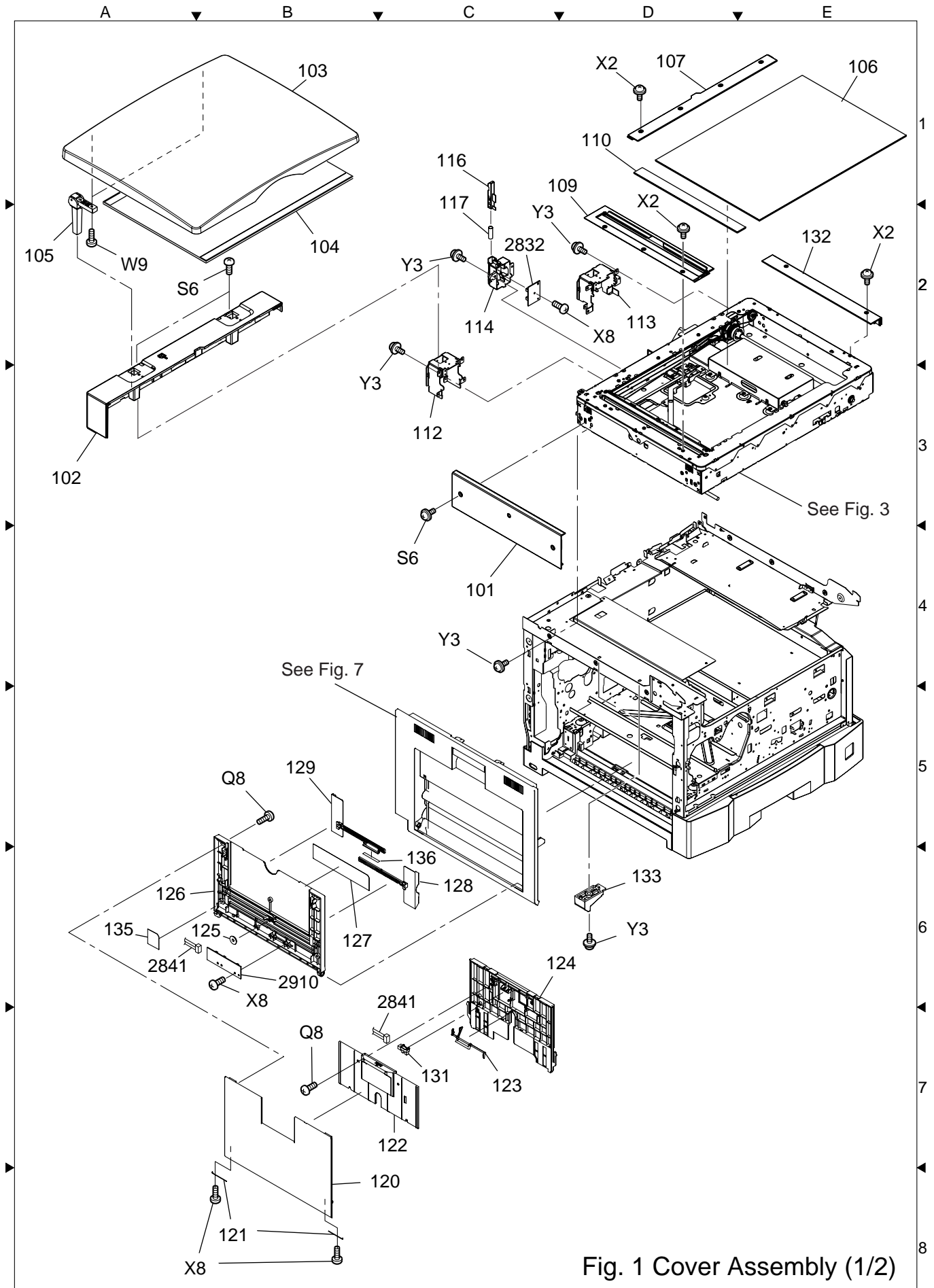


Fig. 1 Cover Assembly (1/2)

Safety Mark	Ref. No.	Part Number	Part Name	New Parts	Remarks	Destination
	201	DZMA004817 DZMA004818	Cover, Front Door	N	For DP-8020E/8020P* For DP-8016P	All
△	202	DZMA004453	Cover, Exit	C		All
	203	DZMA004440	Cover, Connector	C		All
	204	DZNK005270	Label, Toner Bottle Exchange	C		All
	205	DZJB000447	Angle, Door Cover	C		All
	206	DZKQ000119	Spring, DC	C		All
	207	DZJA000187	Bracket, Magnet	C		All
	208	DZGD000001	Magnet	C		All
△	209	DZNK005449 DZNK005268	Label, Laser Caution	C		PK, PT PU, PUG, Other
	210	DZNK005269	Label, Toner Bottle	C		All
△	211	DZMA004447	Cover 1, Front	C		All
	212	PJGFC1214Z	Label, EPA	C		All
	213	DZJB000186	Plate, Magnet	C		All
	214	DZMG000038	Latch, Waste Toner Box	C		All
△	215	DZMA004450	Cover, Left Front	C		All
	216	DZMA004449	Cover, Right	C		All
	217	DZMA004500	Cover, F Card	C		All
	218	DZMA004451	Cover, Rear Side	C		All
	219	DZMA004452	Cover, Inner	C		All
	220	DZMA004454	Cover, Rear	C		All
	223	FFPTE2719	Label, F-ROM	C	For DP-8020E/8020P*	All
△	224	DZNK005283 PJGTC0053Z	Label, Heater Main	C		PU, PUG, Other PK
△	225	DZNK005284	Label, Switch	C		All
	226	DZJJ000017	Wire, Front Door	C		All
△	227	K0AHLE000003	Switch, Interlock	C		All
	228	DZJB000425	Bracket, Interlock SW	C		All
	229	DZKK000120	Lever, Interlock	C		All
	232	DZPA000097	Screw	C		All
	233	DZUJ000023	Packing, Inner Cover	C		All
	234	DZNK004580	Label, Energy	C		PB
△	235	DZNK002411	Label, Ground Warning	C		PB, PS
△	236	DZNK003248	Label, Class A	C		PK
	237	PJUIC0218Z	Base, Key Counter	C		All
	238	PJUIC0219Z	Cover, Key Counter	C		All
	239	PJUIC0221Z	Cover, Key Counter Front	C		All
	938	DZPA000092	Screw	C		All
	952	PJHSC0025Z	Gasket	C		PA, PB, PF, PM, PP, PS, PY
	Q8	XTB3+8GFN	Screw	C		All
	S6	DZPA000086	Screw	C		All
	X8	XTB3+8GFJ	Screw	C		All
	Y1	XTW3+8PFJ	Screw	C		All
	Y2	XTB3+6FFJ-RP	Screw	C		All
	Y3	XTW3+6LFJ	Screw	C		All
	Y11	XSB4+10FJ	Screw	C		All

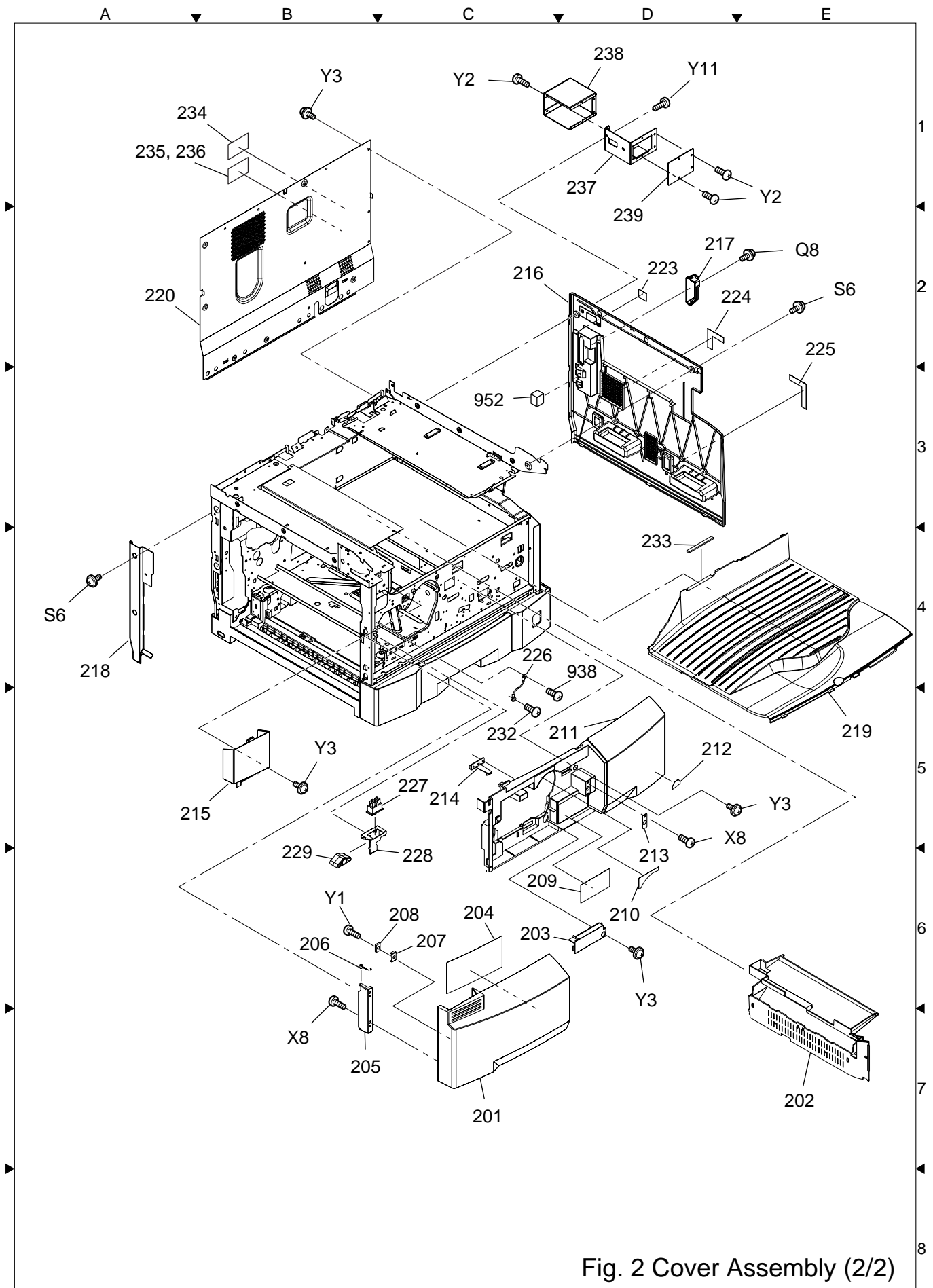


Fig. 2 Cover Assembly (2/2)

1.3. Scanner Unit

Safety Mark	Ref. No.	Part Number	Part Name	New Parts	Remarks	Destination
	301	DZJB000431	Frame, Upper Scanner	C		All
	302	DZLD000024	Drum, Wire	C		All
	303	DZJL000395	Wire, Rear	C		All
	304	DZHP009898	Assembly, Drive Shaft	C		All
	305	DZJL000396	Wire, Front	C		All
	306	DZKN000404	Spring, Wire	C		All
	307	DZJF000648	Guide, Wire	C		All
	308	DZLC000001	Pulley, Idler	C		All
	309	DZJA001388	Rail, Rear	C		All
	310	DZJA001387	Rail, Front	C		All
	311	DZJK000106	Holder, Lamp Harness	C		All
	312	DZLB000022	Pulley, Scanner	C		All
	313	DZJA001392	Bracket, Motor	C		All
	314	DZKN000403	Spring, Motor	C		All
	315	DZJN000087	Plate, Rubber	C		All
△	316	DZGG000074	Motor, Scanning	C		All
	317	DZLM000214	Bushing	C		All
	318	DZLK000044	Belt, Synchro	C		All
	319	DZJM001366	Sheet, Protection	C		All
	131	DZAL000211	Sensor, Photo	C		All
	2817	DZFP001598	Harness, SNS	C		All
	H7	FFPFJ0041B	Snap Ring	C		All
	J7	XUC4VM	E-Ring	C		All
	J8	XUC7VM	E-Ring	C		All
	Y3	XTW3+6LFJ	Screw	C		All

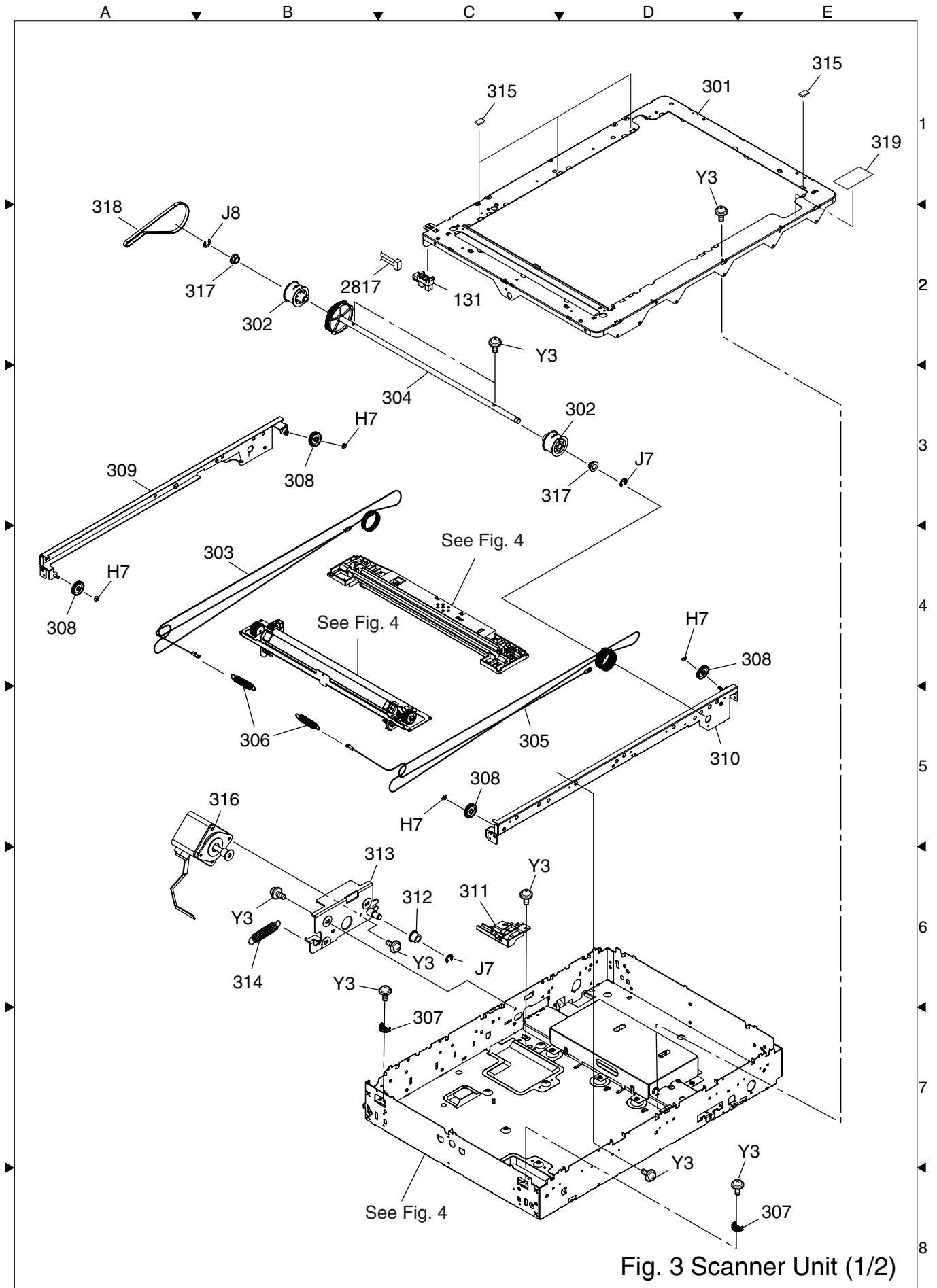


Fig. 3 Scanner Unit (1/2)

Safety Mark	Ref. No.	Part Number	Part Name	New Parts	Remarks	Destination
	401	DZJB000430	Frame, Lower Scanner	C		All
	402	DZJB000432	Frame, CCD	C		All
	403	DZHC000170	Cover 1, Harness	C		All
	404	DZJA001439	Bracket, Dehumidifier Heater	C		All
	405	DZJA001438	Bracket, Harness	C		All
	406	DZJA001384	Cover, CCD	C		All
	407	DZJM001317	Frame, Mirror 1	C		All
	408	DZJM001347	Slider	C		All
	409	DZKP000370	Plate, Mirror 1 Spring	C		All
⚠	410	DZGM000011	Lamp, Scanning	C		All
	411	DZTD000004	Sheet, Reflective	C		All
	412	DZJC000381	Plate, Wire Lock	C		All
	413	DZJC000382	Plate, Rear Wire Holder	C		All
	414	DZJC000383	Plate, Front Wire Holder	C		All
	415	DZTC000052	Mirror 1	C		All
⚠	416	DZEA000088	PC Board, Inverter	C		All
	417	DZJA001389	Base, Mirror 2	C		All
	418	DZJC000384	Plate, Pulley	C		All
	419	DZJA001391	Holder, Front Mirror	C		All
	420	DZKP000280	Spring, 2/3 Mirror	C		All
	421	DZTC000053	Mirror 2	C		All
	422	DZJM001319	Guide, Lamp Harness	C		All
	423	DZJA001390	Holder, Rear Mirror	C		All
⚠	424	FFPCP0034	Heater	C		All
	425	DZHD000036	Sleeve, Heater	C		All
⚠	426	FFPTE2259	Label, HV	C		All
	427	PJZNF3100PK	CCD Unit	N		All
	428	DZJN000093	Rubber, CCD Frame	C		All
	429	DZJK000045	Clamp	C		All
	430	DZJK000046	Clamp	C		All
	308	DZLC000001	Pulley, Idler	C		All
	2811	DZFP001622	Harness, CCD	C		All
	2829	DZFP001594	Harness, INV	C		All
	2830	DZFP001639	Harness, PTC-AC 1	C		All
	2834	DZFP001640	Harness, PTC-AC 2	C		All
	J6	XUC3VM	E-Ring	C		All
	X4	XTB3+20GFJ	Screw	C		All
	X8	XTB3+8GFJ	Screw	C		All
	Y2	XTB3+6FFJ-RP	Screw	C		All
	Y3	XTW3+6LFJ	Screw	C		All

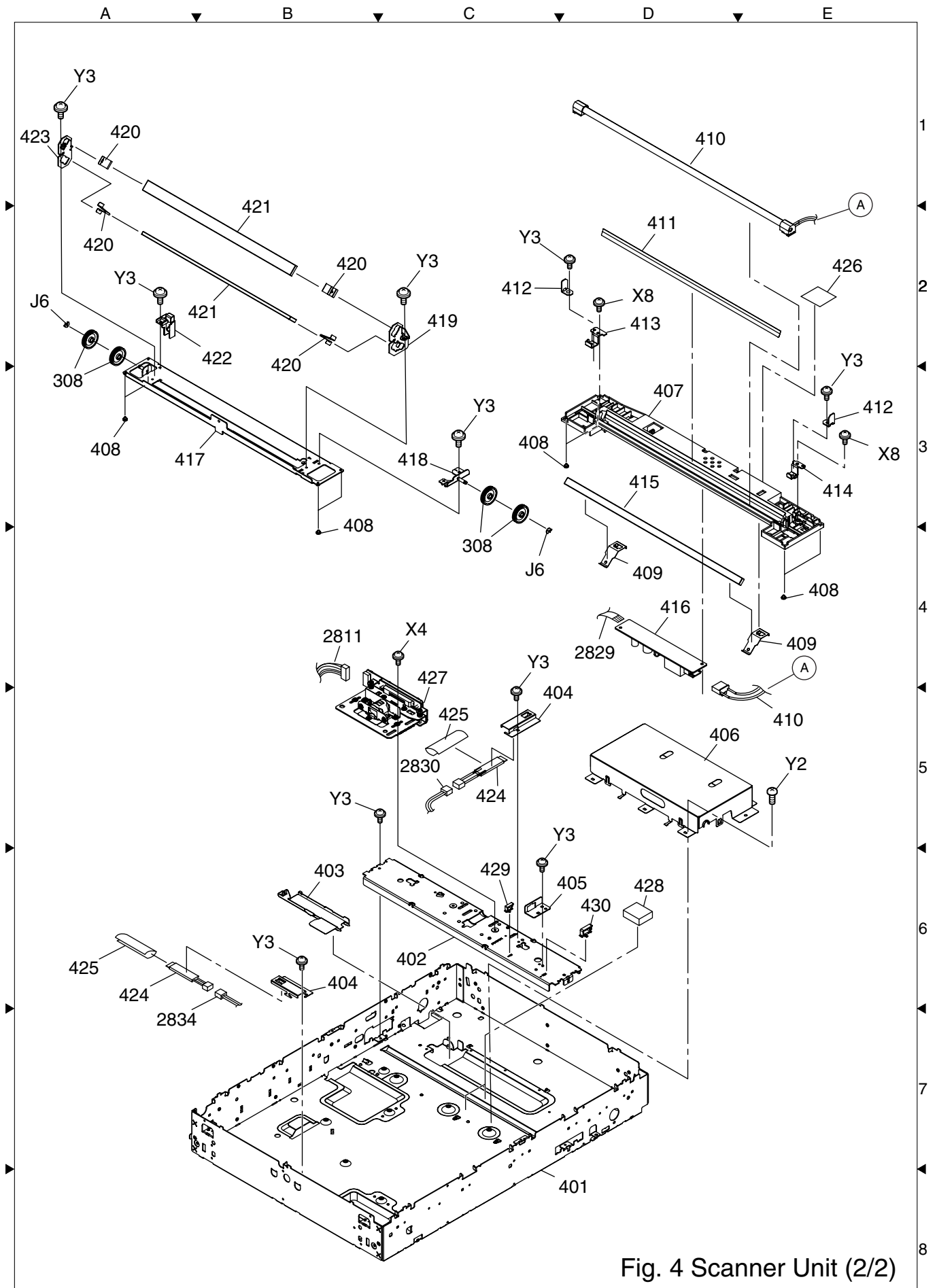


Fig. 4 Scanner Unit (2/2)

1.4. Control Panel Unit

Safety Mark	Ref. No.	Part Number	Part Name	New Parts	Remarks	Destination		
	501	DZNA001161	Window, Panel	N	For DP-8016P	PF		
		DZNA001158				PK		
		DZNA001155				PU, PUG, Other		
		DZNA001164				PT		
		DZNA001159						PF
		DZNA001156					For DP-8020P*	PK
		DZNA001153						PU, PUG, Other
		DZNA001162						PT
		DZNA001160						PF
		DZNA001157					For DP-8020E	PK
		DZNA001154						PU, PUG, Other
		DZNA001163						PT
⚠	502	DZJE001218	Cover, Panel	C		PF		
		DZJE001219				PK		
		DZJE001165				PU, PUG, Other		
		DZJE001221				PT		
	503	DZJE001175	Holder, Battery	C		All		
⚠	504*	CR2032	Battery	C		All		
	505	DZJE001173	Cover, Key	C	For DP-8020E/8020P*	AUR, Other		
		DZJE001213				YVR		
		DZJE001214				AER		
		DZJE001216				AVR		
	506	DZNA001042	Key	C	For DP-8020E/8020P*	All		
	507	DZKB000762	Key, Stop	C		All		
	508	DZKB000641	Key, Reset	C		All		
	509	DZKB000796	Key, Start	C		All		
	510	DZKB000927	Keys, Numerical	C	For DP-8020E/8020P*	PU, PUG		
		DZKB000929			For DP-8016P	All		
		DZKB000928			For DP-8020E/8020P*	Except PF, PU, PUG		
	511	PJBCB0018Z-1	Key, Zoom	C		All		
	512	DZKB000930	Key, Function	C		All		
	513	DZKP000365	Spring, Speaker	C		All		
⚠	514	DZHP010070	Assembly, Speaker	C		All		
	515	DZNA001040	Lamp, Active	C		All		
	516	PJBCB0016Z	Key, Contrast	C		All		
	517	DZKP000385	Plate 1, Ground	C		All		
	518	DZNA001051	Cover, Harness Protection	C		All		
	519	MGG03204Z03	LCD Module	C		All		
	520	DZNA001044	Holder, LCD	C		All		
	521	DZKB000931	Key, A	C		All		
	522	DZKB000669	Key, B	C		All		

*** Notice: California only:**

This product contains a CR Coin Cell Lithium Battery which contains Perchlorate Material - special handling may apply.

See www.dtsc.ca.gov/hazardouswaste/perchlorate

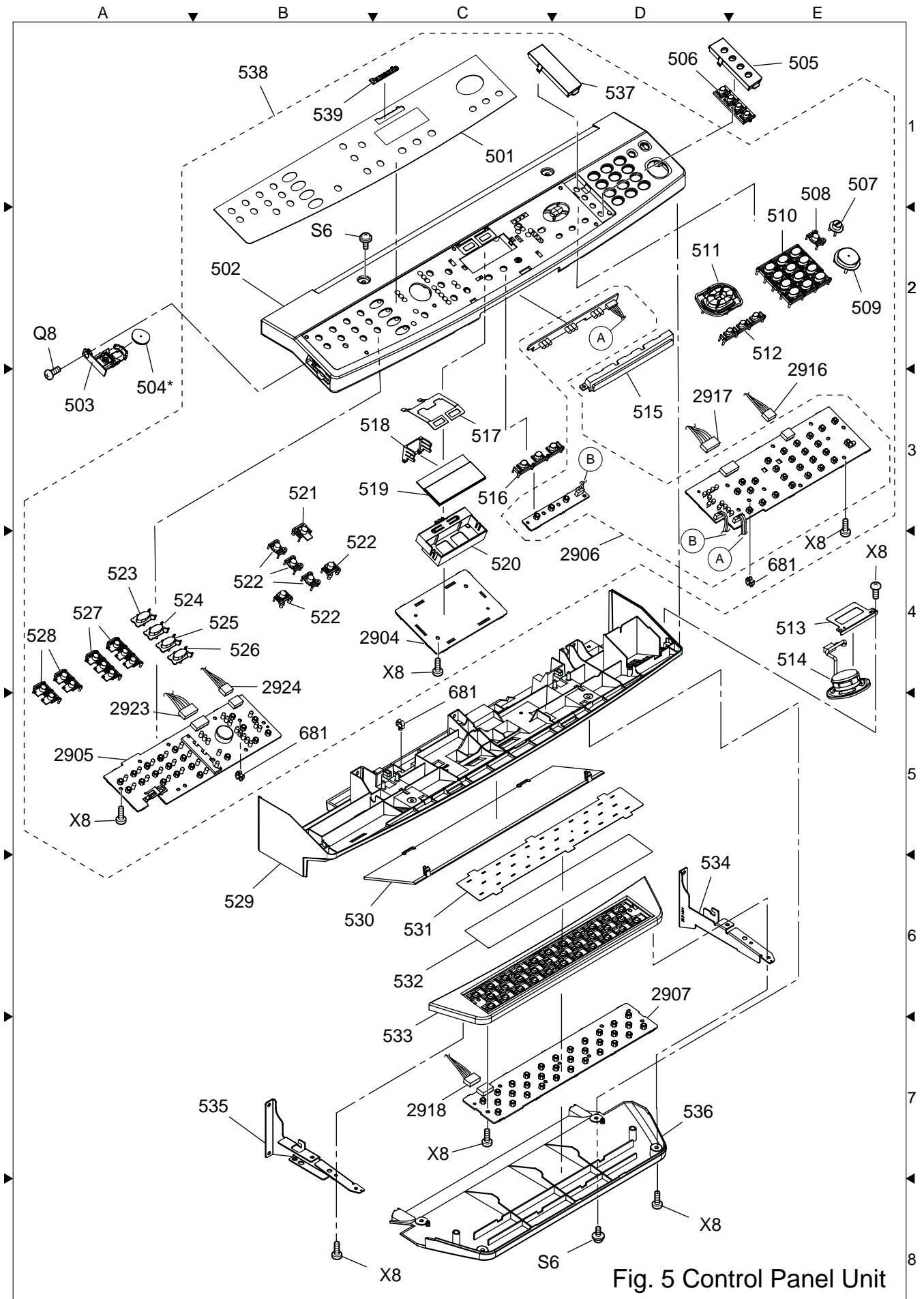


Fig. 5 Control Panel Unit

Safety Mark	Ref. No.	Part Number	Part Name	New Parts	Remarks	Destination
	523	DZNA001046	Key, Copy	C	For DP-8020E/8020P*	All
	524	DZNA001047	Key, Fax/E-mail	C	For DP-8020E/8020P*	All
	525	DZNA001048	Key, Scan/File	C	For DP-8020E/8020P*	All
	526	DZNA001049	Key, Print	C		All
	527	DZKB000924	Key, Touch 3	C		All
	528	DZKB000923	Key, Touch 2	C		All
⚠	529	DZJE001167	Cover, Control Panel Base	C		All
	530	DZJE001169	Cover, Control Panel Sub Base	C		All
	531	DZNA001055	Sheet, Keyboard	C	For DP-8020E/8020P* (English)	All
		DZNA001058			For DP-8020E/8020P* (French)	All
		DZNA001059			For DP-8020E/8020P* (German)	All
	532	DZNA001053	Sheet, Keyboard Base	C	For DP-8020E/8020P*	All
	533	DZJE001177	Cover, Keyboard	C	For DP-8020E/8020P*	All
	534	DZJA001365	Bracket, Right Keyboard	C	For DP-8020E/8020P*	All
	535	DZJA001366	Bracket, Left Keyboard	C	For DP-8020E/8020P*	All
⚠	536	DZJE001179	Cover, Keyboard Lower	C	For DP-8020E/8020P*	All
	537	DZJE001171	Cover, Aperture	C	For DP-8016P	All
	538	PJYPF3182PU	Assembly, Control Panel	N	For DP-8016P	PU, PUG, PA, PB, PM, PP, PS, PY
		PJYPF3182PF				PF
		PJYPF3182PK				PK
		PJYPF3182PT				PT
		PJYPF3181PU			For DP-8020P*	PU, PUG
		PJYPF3181PB				PA, PB, PM, PP, PS, PY
		PJYPF3181PF				PF
		PJYPF3181PK				PK
		PJYPF3181PT				PT
		PJYPF3180PU			For DP-8020E	PU, PUG
		PJYPF3180PB				PA, PB, PM, PP, PS, PY
		PJYPF3180PF				PF
		PJYPF3180PK				PK
	PJYPF3180PT	PT				
	539	DZNM000005	Logo, Panasonic	C		All
	681	DZJK000023	Clamp	C		All
	2904	DZEC102911R	PC Board, PNL1	C	RTL/PbF	All
	2905	DZEC102912R	PC Board, PNL2	C		All
	2906	DZEC102913R	PC Board, PNL3	C		All
	2907	DZEC103049R	PC Board, PNL4	C	For DP-8020E/8020P*	All
	2916	DZFP001627	Harness, PNL1-PNL3 A	C		All
	2917	DZFP001628	Harness, PNL1-PNL3 B	C		All
	2918	DZFP001629	Harness, PNL1-PNL4	C		All
	2923	DZFP001533	Harness, PNL2 1	C		All
	2924	DZFP001534	Harness, PNL2 2	C		All
	Q8	XTB3+8GFN	Screw	C		All
	S6	DZPA000086	Screw	C		All
	X8	XTB3+8GFJ	Screw	C		All

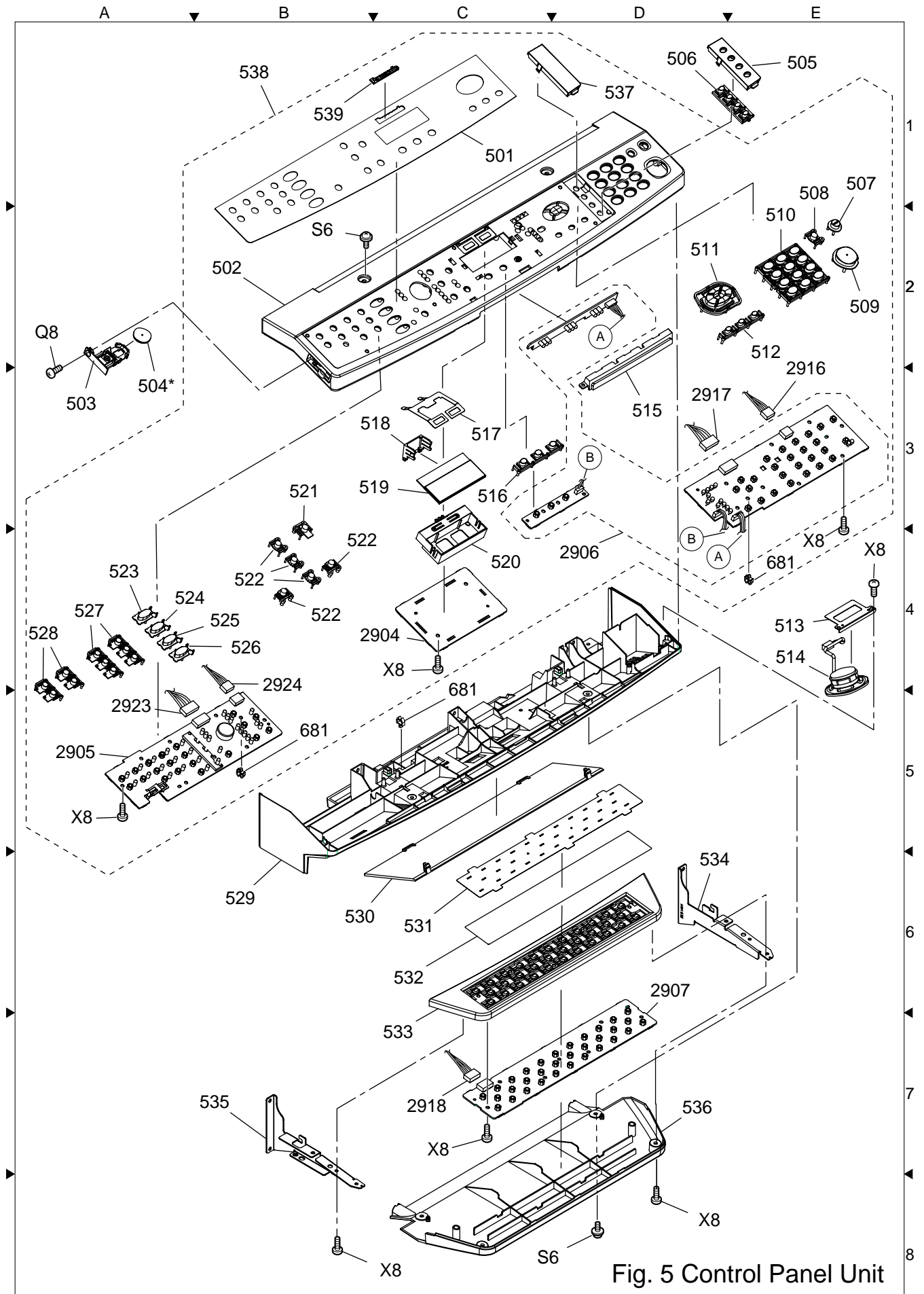


Fig. 5 Control Panel Unit

1.5. Paper Transportation

Safety Mark	Ref. No.	Part Number	Part Name	New Parts	Remarks	Destination
	601	DZLA000371	Roller, Registration	C		All
	602	DZLF000748	Gear, 18 Timing Roller	C		All
	603	DZLM000006	Bushing 2, P6L5	C		All
	604	DZLM000215	Collar, Timing Roller	C		All
	606	DZJA001405	Bracket, Registration Sensor	C		All
	607	DZKL000083	Lever, Paper Exit Sensor	C		All
	608	DZKL000084	Actuator, Registration Sensor	C		All
	609	DZKQ000111	Spring, Registration Sensor	C		All
	611	DZKK000126	Latch, Arm	C		All
	614	DZKQ000110	Spring, Latch	C		All
	615	DZJF000650	Guide, Upper	C		All
	616	DZJF000651	Guide, Front	C		All
	617	DZJF000668	Guide, Feed Roller	C		All
	618	DZLM000213	Bushing	C		All
	619	DZLA000363	Roller, Pickup	C	PM	All
	620	DZKG000384	Shaft, Pickup	C		All
	621	DZLF000711	Gear, Pickup Idler	C		All
	622	DZLG000035	Clutch, One-way	C		All
	623	DZLA000360	Roller, Feed	C	PM	All
	624	DZLF000710	Gear, Pickup Drive	C		All
	625	DZKQ000107	Spring, Pickup	C		All
	626	DZKG000383	Shaft, Feed	C		All
	627	DZJA001402	Bracket, Pickup	C		All
	629	DZLA000366	Roller, Reverse	C	PM	All
	631	DZKK000129	Arm, Reverse	C		All
	632	DZJA001420	Bracket, Reverse	C		All
	633	DZKG000405	Shaft, Reverse	C		All
	634	DZJF000655	Guide, Lower	C		All
	635	DZJM001345	Film, Lower Guide	C		All
	636	DZJM001344	Film, Rear Guide	C		All
	637	DZJM001357	Film, Front Guide	C		All
	638	DZJF000653	Guide, Duplex	C		All
	639	PJDGC0186Z	Gear, Feed	N		All
	640	PJBAC0044Z	Case, Clutch	N		All
	641	PJBVC0149Z	Spring, Clutch	N		All
	642	DZLM000050	Bushing, P6L8	C		All
	643	DZJH000127	Collar, Stopper	C		All
	647	DZJC000387	Guide, Shaft	C		All
	649	DZJL000397	Plate, Pressure	C		All
	650	DZJF000652	Tray, Guide	C		All
	651	DZLM000212	Bushing, Left	C		All
	653	PJUSC0077Z	Spacer, Feed	N		All
	654	DZGK000471	Shaft, Reverse Roller	C		All
	655	DZJM001343	Film, Separation Roller	C		All

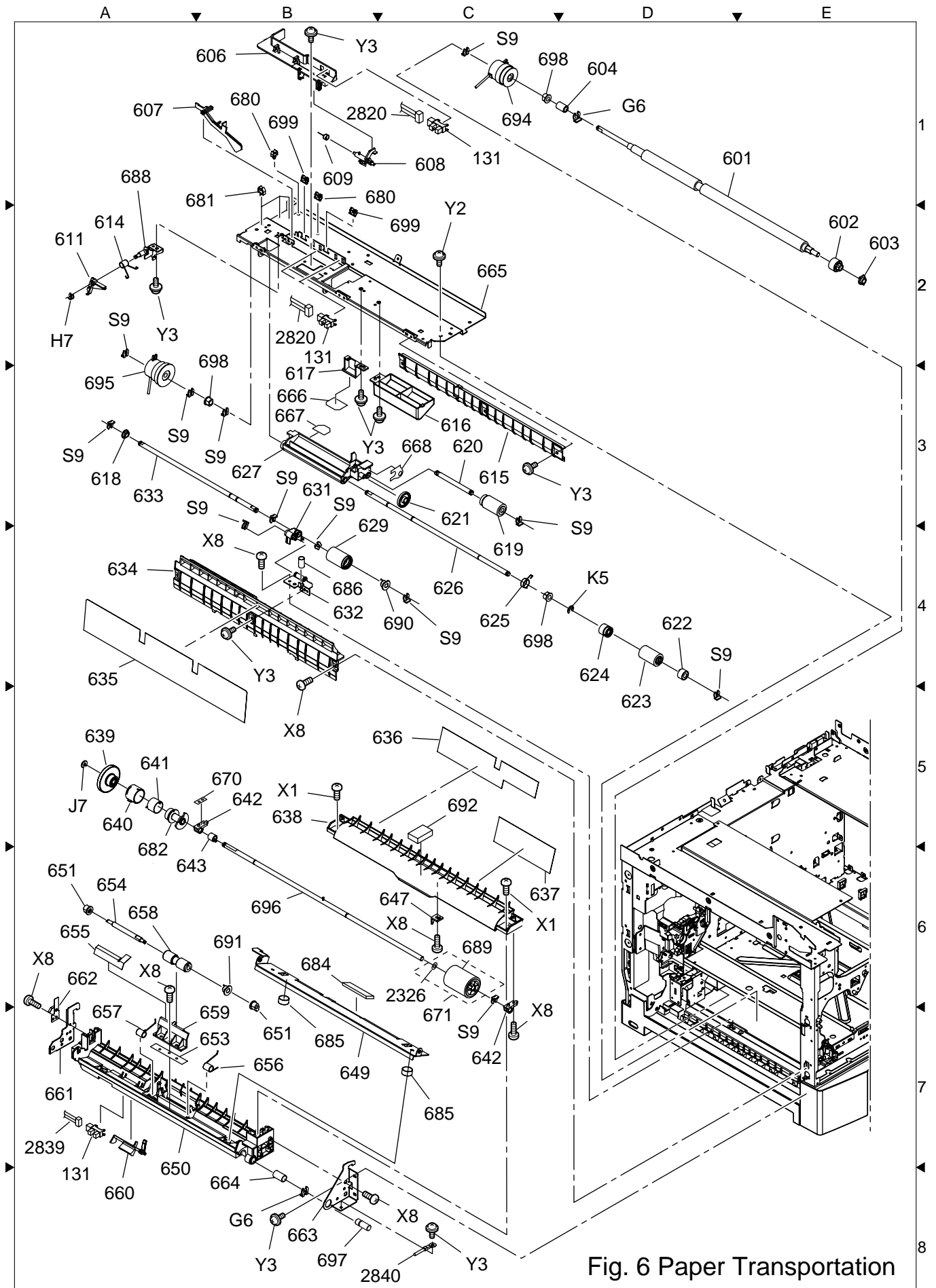


Fig. 6 Paper Transportation

Safety Mark	Ref. No.	Part Number	Part Name	New Parts	Remarks	Destination
	656	DZKQ000116	Spring, Front	C		All
	657	DZKQ000117	Spring, Rear	C		All
	658	DZLA000365	Roller, Separation	C	PM	All
	659	DZJF000654	Guide	C		All
	660	DZKL000085	Actuator, No Paper	C		All
	661	DZJA001407	Bracket, Rear Guide	C		All
	662	DZKP000375	Ground Spring	C		All
	663	DZJA001406	Bracket, Front Guide	C		All
	664	DZKN000420	Spring, Fulcrum	C		All
	665	DZJB000438	Bracket, Feed	C		All
	666	DZJM001378	Film, Guide	C		All
	667	DZJM001381	Sheet, Guide	C		All
	668	DZJM001388	Film, Guard	C		All
	670	DZNE000132	Spacer	C		All
	671	DZHP012149	Roller Feed Bypass Assy	C		All
	680	DZJK000004	Clamp	C		All
	681	DZJK000023	Clamp	C		All
	682	PJDHC0019Z	Cam, Feed	N		All
	684	DZJP000065	Board, Pad	C		All
	685	PJBVC0151Z	Spring	C		All
	686	DZKN000416	Spring, Reverse	C		All
	688	DZJA001427	Assembly, Latch Bracket	C		All
	689	DZLA000415	Roller, Feed	C	PM	All
	690	DZHP010738	Torque Limiter 1	C	PM	All
	691	DZHP010737	Torque Limiter 2	C	PM	All
	692	DZJM001387	Damper	C		All
⚠	694	L9EAAK000009	Clutch, Micro 2	C		All
⚠	695	L9EAAK000010	Clutch, Micro 1	C		All
	696	PJZFF3180PB	Assembly, Feed Roller Shaft	C		All
	697	DZKG000419	Pin, Fulcrum	C		All
	698	FFPMQ0649	Bushing	C		All
	699	DZJK000057	Clamp	C		All
	131	DZAL000211	Sensor, Photo	C		All
	2326	DZPK000017	Washer	C		All
	2820	DZFP001597	Harness, Paper Tray Sensor	C		All
	2839	DZFP001608	Harness, HEPESEN	C		All
	2840	DZFP001616	Harness, Frame Ground	C		All
	G6	FFPFJ0039B	Snap Ring	C		All
	J7	XUC4VM	E-Ring	C		All
	H7	FFPFJ0041B	Snap Ring	C		All
	K5	XUC5VM	E-Ring	C		All
	S9	FFPFJ0033B DZJM000171 or	Snap Ring	C		All
	X1	XTB3+10GFJ	Screw	C		All
	X8	XTB3+8GFJ	Screw	C		All
	Y2	XTB3+6FFJ-RP	Screw	C		All
	Y3	XTW3+6LFJ	Screw	C		All

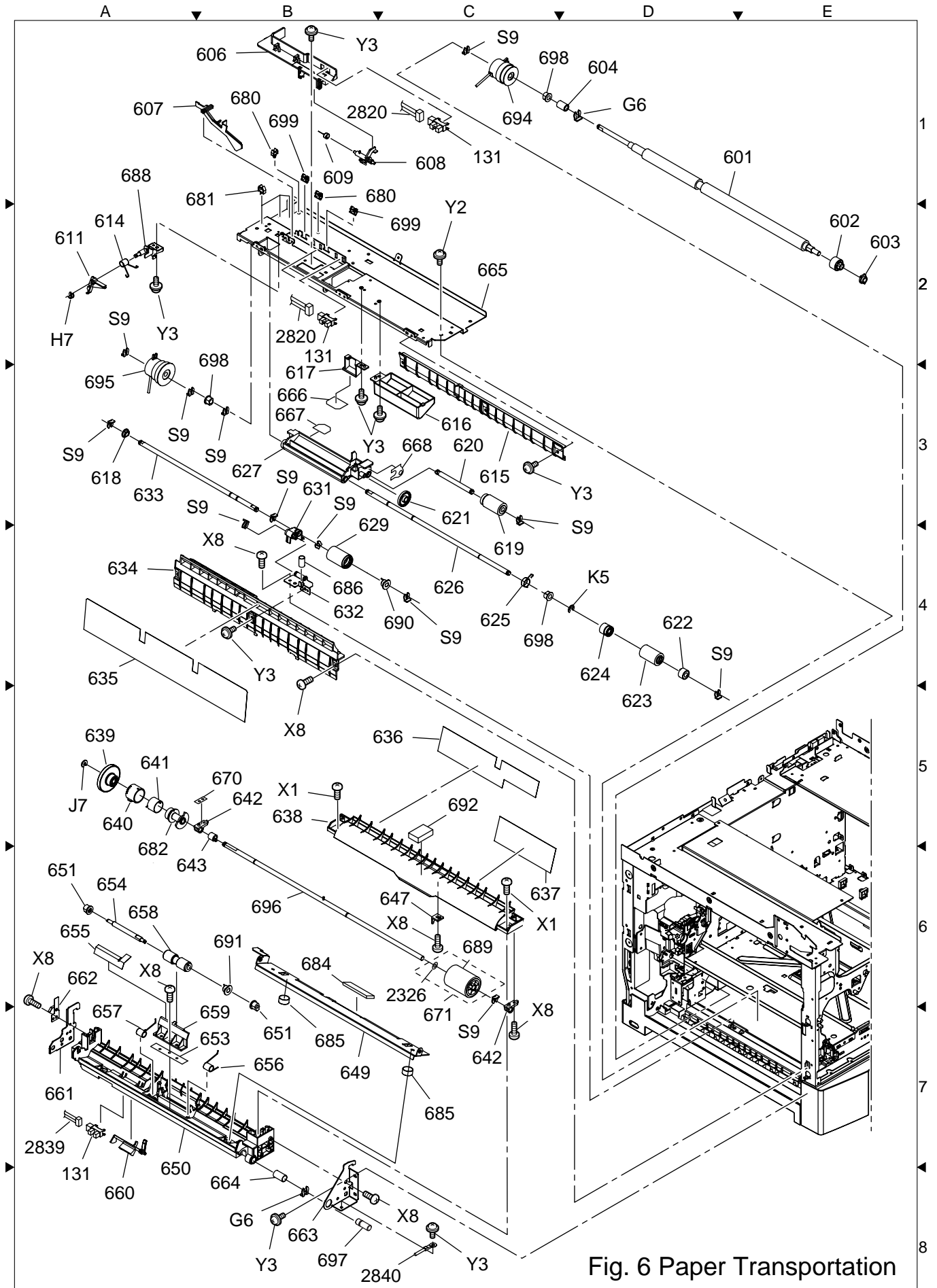


Fig. 6 Paper Transportation

1.6. Automatic Duplex Unit

Safety Mark	Ref. No.	Part Number	Part Name	New Parts	Remarks	Destination
	703	DZGT000032	Brush, Discharge	C		All
	704	DZJL000404	Plate, Discharge	C		All
	705	DZJH000128	Spacer, BTR Ring	C		All
	706	DZLF000745	Gear, BTR 27	C		All
	707	DZKN000418	Spring, BTR	C		All
	708	DZKN000181	Spring, Timing Roller	C		All
	709	DZLM000133	Bushing, Bias Transfer	C		All
	710	DZLF000746	Gear, 17 Pinch Timing Roller	C		All
	711	DZLA000368	Roller, Bias Transfer	C	PM	All
	712	DZLA000367	Roller, Pinch Timing	C		All
	713	DZKP000376	Lead, HV Bias Transfer	C		All
	714	DZKP000378	Lead, Plate Discharge	C		All
	715	DZKP000377	Lead, Pinch Roller Timing	C		All
	716	FFPLP0769C	Spring, Terminal	C		All
	717	DZFP000747	Resistor, 200M ohm	C		All
⚠	718	DZJF000659	Guide, Transfer	C		All
	719	DZKK000130	Arm, Rear Frame	C		All
	720	DZKK000131	Arm, Rear Cover	C		All
	723	DZKL000086	Lever, Release	C		All
	725	DZJA001425	Stopper, Release	C		All
⚠	726	DZJE001202	Cover, Printer	C		All
	727	DZKP000379	Bracket, Pinch Roller	C	For DP-8020E	All
	728	DZLA000369	Roller, Duplex Pinch	C	For DP-8020E	All
	729	DZKN000417	Spring, Release	C		All
	730	DZKQ000120	Spring, Actuator	C	For DP-8020E	All
	731	DZKL000088	Actuator, Duplex Paper	C	For DP-8020E	All
	732	DZJF000661	Guide, Duplex 2	C	For DP-8020E	All
	733	FFPMQ0648	Bushing, Front	C	For DP-8020E	All
	734	DZLM000134	Bushing, Rear	C	For DP-8020E	All
	735	DZLA000370	Roller, Duplex Feed	C	For DP-8020E	All
	736	DZLB000060	Pulley, 19 Duplex	C	For DP-8020E	All
	737	DZLK000031	Belt, Timing T1	C	For DP-8020E	All
	738	DZLF000747	Gear, 15 Duplex	C	For DP-8020E	All
	739	DZJF000656	Guide, Duplex	C	For DP-8020E	All
	740	DZLF000354	Gear, E25	C	For DP-8020E	All
	741	DZLF000342	Gear, E20	C	For DP-8020E	All
	743	DZKK000090	Stopper, Tray	C		All
	744	DZHP009941	Bracket, Front Cover	C		All
	745	DZHP009942	Bracket, Rear Cover	C		All
	746	DZHP009943	Plate, Duplex Drive	C	For DP-8020E	All
	748	PJVZF2121PB	Guide Bias Transfer Assy	C		All

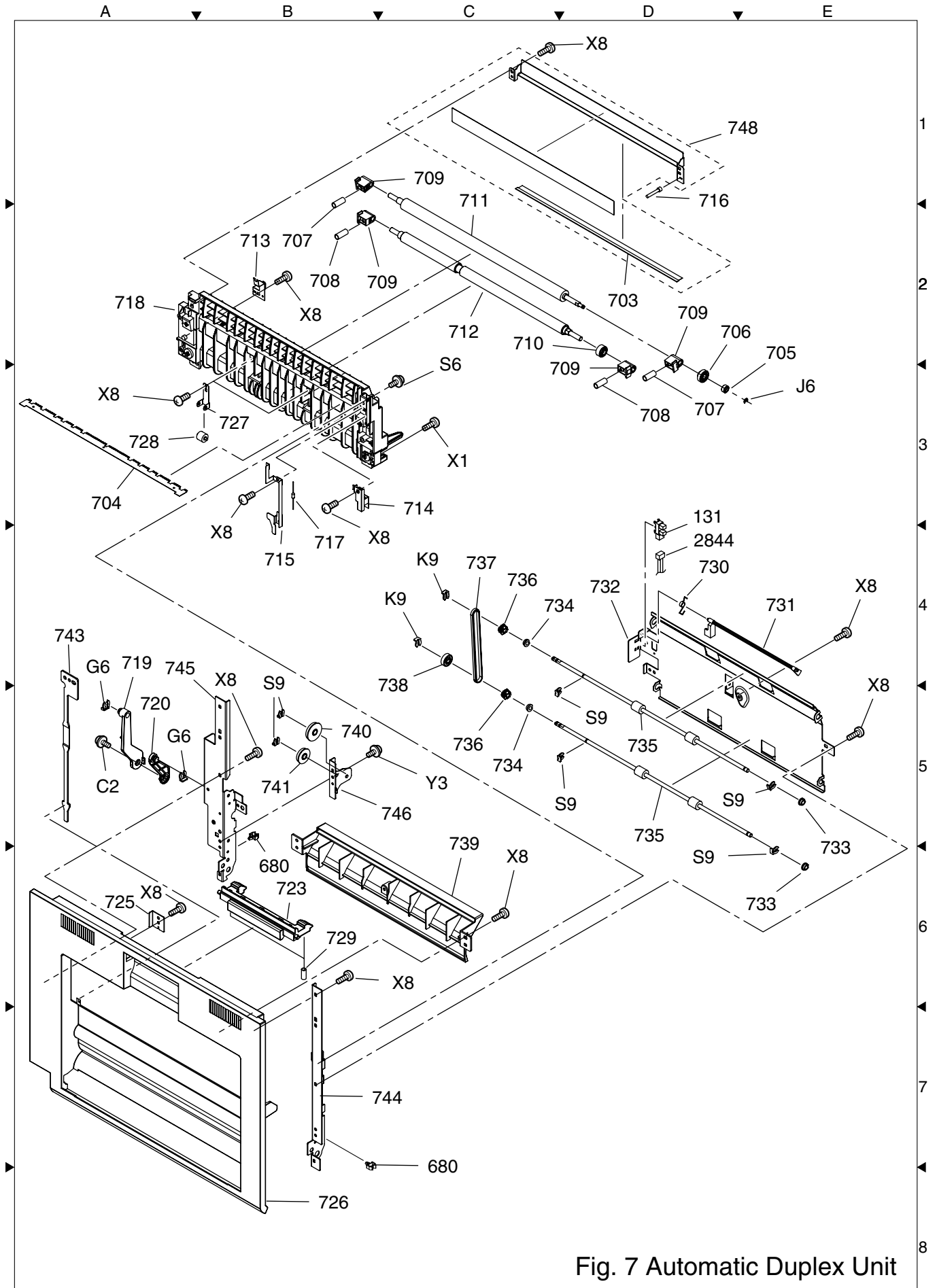


Fig. 7 Automatic Duplex Unit

Safety Mark	Ref. No.	Part Number	Part Name	New Parts	Remarks	Destination
	131	DZAL000211	Sensor, Photo	C		All
	680	DZJK000004	Clamp	C		All
	2844	DZFP001607	Harness, DUPSEN	C	For DP-8020E	All
	C2	DZPB000020	Screw	C		All
	G6	FFPFJ0039B	Snap Ring	C		All
	J6	XUC3VM	E-Ring	C		All
	K9	FFPFJ0043B	Snap Ring	C		All
	S6	DZPA000086	Screw	C		All
	S9	FFPFJ0033B	Snap Ring	C		All
		DZJM000171 or				
	X1	XTB3+10GFJ	Screw	C		All
	X8	XTB3+8GFJ	Screw	C		All
	Y3	XTW3+6LFJ	Screw	C		All

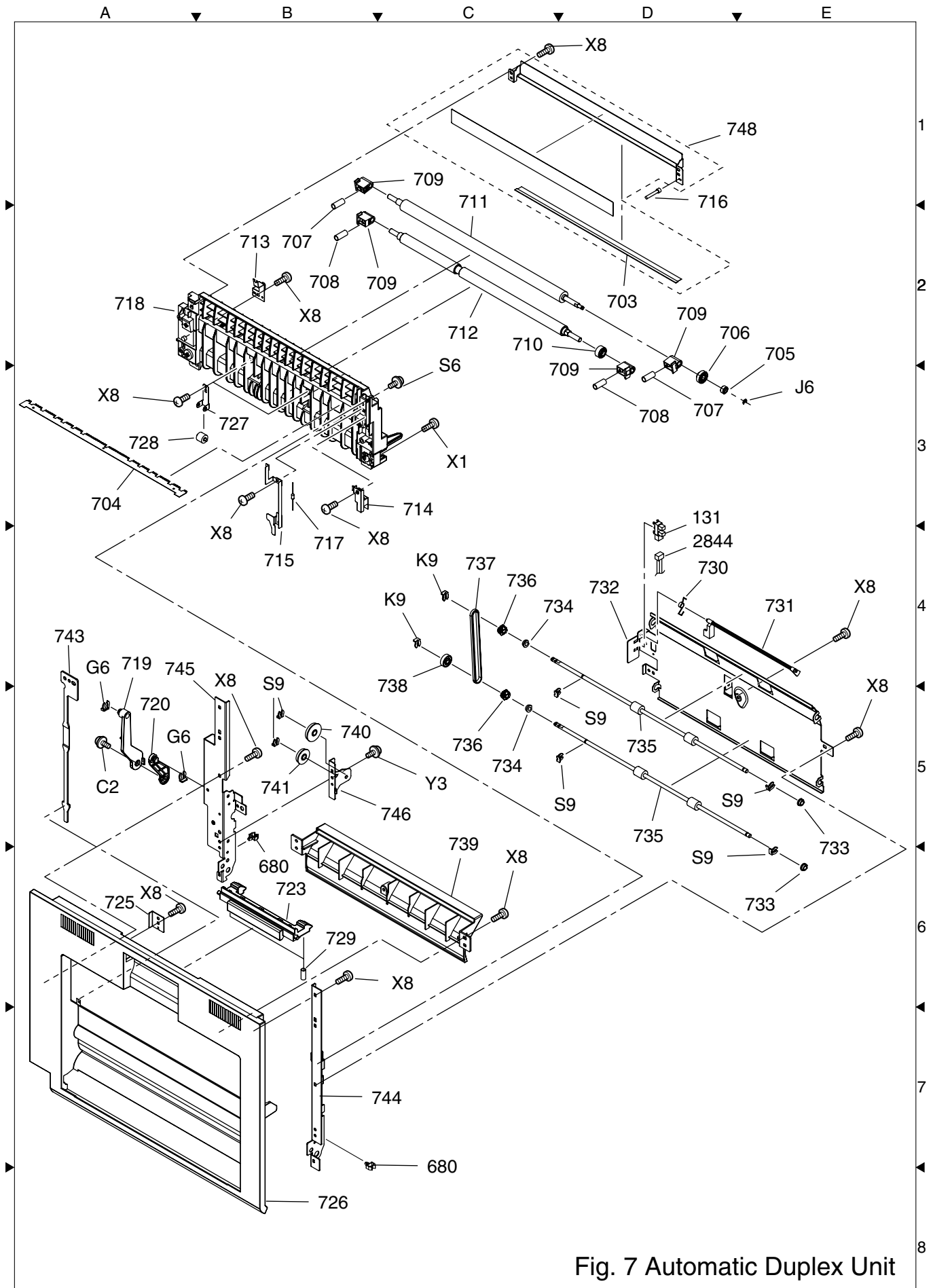


Fig. 7 Automatic Duplex Unit

1.7. Electrical Parts

Safety Mark	Ref. No.	Part Number	Part Name	New Parts	Remarks	Destination
	801	DZHD000038	Cover, PS	C		All
	802	DZJA001379	Bracket, PS	C		All
	803	DZMC000824	Bracket, Right	C		All
⚠	804	MOCE00000028	HDD Unit	C		All
	805	DZJE001207	Cover, HDD	C		All
	806	DZMC000825	Handle	C		All
	807	DZJC000380	Bracket, PS SW	C		All
	808	DZJA001436	Bracket, RLB PCB SW	C		All
	809	DZJA001437	Bracket, RLB PCB	C		All
	810	DZJA001378	Base, PS	C		All
	811	DZJA001443	Bracket, MJR PCB	C		All
	812	DZKP000374	Spring, LAN	C		All
	813	DZJA001377	Bracket, PS Cover	C		All
⚠	814	DZCC000006	Switch, Power	C		All
⚠	815	L6FALEGK0018	Fan, Rear	N	For DP-8020E/8020P*	All
		DZGG000075		C	For DP-8016P	
⚠	816	DZGG000076	Fan, PS	C		All
	817	L2BA00000007	PC Board, HSU	C		All
⚠	818	DZCC000011	Switch, Power	C		All
⚠	819	G0A173J00001	Coil 1	C		Except PU, PT, PK, PUG
⚠	820	G0A352H00002	Coil 2	C		Except PU, PT, PUG
		or DZDG000177		N		
⚠	821	DZTK000002	Counter	C		PB, PF, PM, PP, PS
	822	DZJH000084	Supporter, PC Board	C		Europe only
	823	DZHE000059	Duct, Exit	C		All
	824	DZJB000449	Holder, Filter	C		All
⚠	825	DZHE000060	Filter, Ozone	C	PM	All
	826	DZMC000827	Guard, Fan	C		All
	827	DZPA000093	Screw	C		All
	828	DZHE000057	Cover, Fan	C		All
⚠	829	LPA3612F-R	LSU Unit	C		PU, PUG, PK, PT
		LPA3612F-BR				Except PU, PUG, PK, PT
⚠	830	FFPTE1621B	Label, HV Caution	C		All
	832	DZJH000063	Spacer, PCB	C		All
	833	DZJF000462	Guide, Card	C	For DP-8020E/8020P*	All
	680	DZJK000004	Clamp	C		All
	681	DZJK000023	Clamp	C		All
	937	DZPA000091	Screw	C		Except PU, PT, PUG, PK
	939	DZMM000038	Foot, Damping	C		Except PU, PT, PUG, PK
	940	DZJK000070	Clamp	C		All
	941	DZJB000459	Base, CHC	C		Except PU, PT, PUG, PK

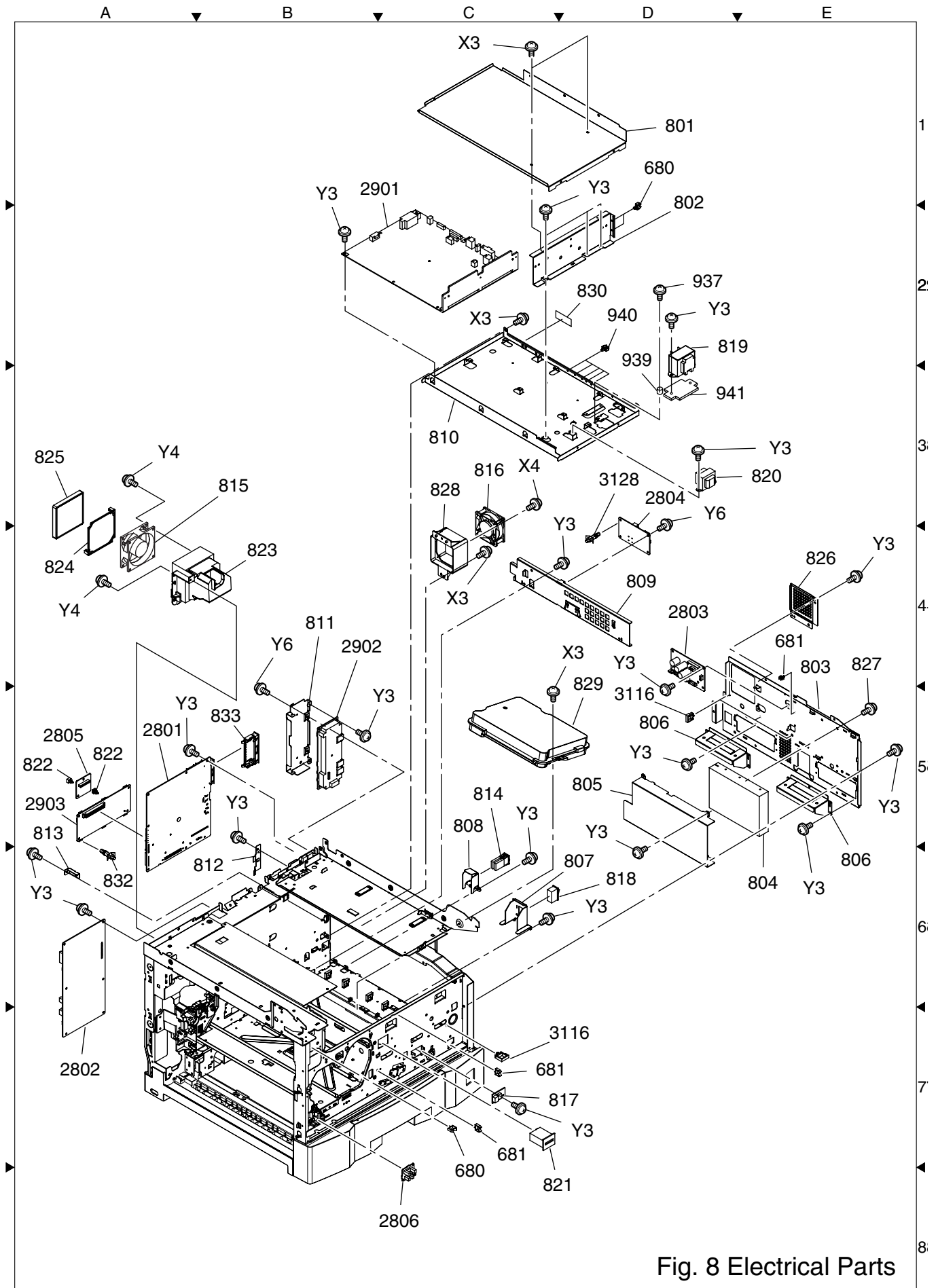


Fig. 8 Electrical Parts

Safety Mark	Ref. No.	Part Number	Part Name	New Parts	Remarks	Destination
	2801	Depends on Destination	PC Board, SC	N	See Sect. 1.17 PC Boards (RTL/PbF)	
	2802	DZEC104147	PC Board, SPC	N	RTL/PbF	All
	2803	DZEC102176R	PC Board, DC	C	RTL/PbF	All
	2805	DZEC103692	PC Board, FRM8	C	RTL/PbF	Europe only
	2806	DZEC102751R	PC Board, WTS	C		All
⚠	2901	Depends on Destination	PC Board, PS	C	See Sect. 1.17 PC Boards	
⚠	2902	Depends on Destination	PC Board, MJR	C	See Sect. 1.17 PC Boards (RTL/PbF)	
⚠	2903	Depends on Destination	PC Board, FXB	C	See Sect. 1.17 PC Boards (RTL/PbF)	
	3116	DZJK000068	Clamp 2, Locking	C		All
	3128	DZJH000026	Spacer, PCB	C		All
	X3	XYN3+F8FJ	Screw	C		All
	X4	XTB3+20GFJ	Screw	C		All
	Y3	XTW3+6LFJ	Screw	C		All
	Y4	XTB3+32GFJ	Screw	C		All
	Y6	XTW3+6LFJR	Screw	C		All

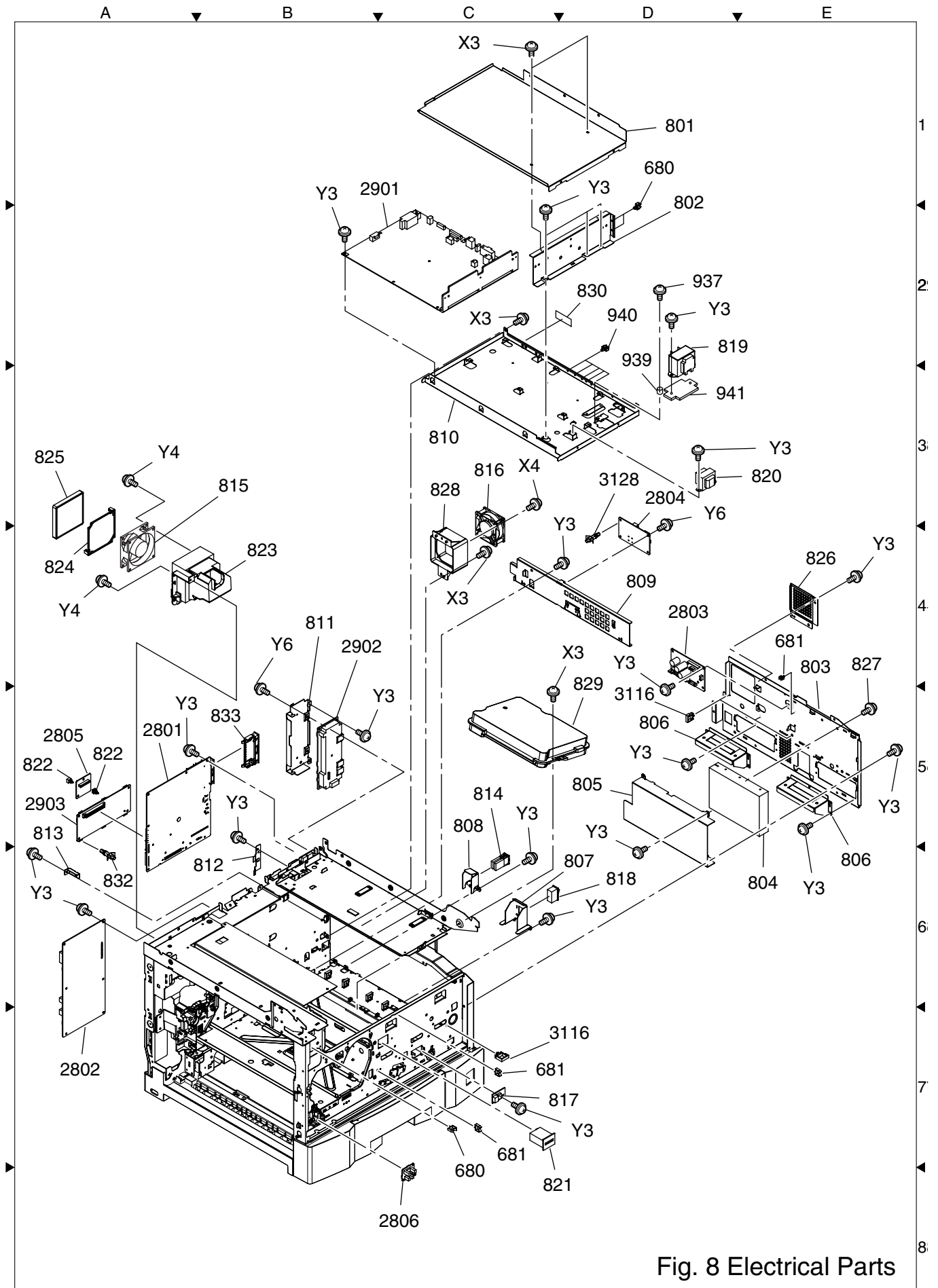


Fig. 8 Electrical Parts

1.8. Frame Parts

Safety Mark	Ref. No.	Part Number	Part Name	New Parts	Remarks	Destination
	901	DZJB000442	Frame, Right Scanner	C		All
	902	DZJA001371	Post, Rear SC	C		All
	903	DZJA001370	Post, Front SC	C		All
	904	DZJA001369	Frame, SC	C		All
	905	DZJA001368	Bracket, LSU 2	C		All
	906	DZMC000823	Bracket, Center	C		All
	907	DZJB000441	Frame, Left Scanner	C		All
	908	DZJA001372	Bracket, LSU 1	C		All
	909	DZJA001374	Bracket, Bottle	C		All
	910	DZMC000822	Frame, Front	C		All
	911	DZKJ000017	Plate, DIAL	C		All
	912	DZJC000378	Plate, SA	C		All
	913	DZKK000119	Lever, SA	C		All
	914	DZJA001373	Bracket, Toner	C		All
⚠	915	DZJD000039	Plate, Engine FL	C		All
	916	DZJA001367	Bracket, Connector	C		All
⚠	918	DZJD000038	Plate, Engine FU	C		All
	920	DZKP000367	Spring, PS Cover	C		All
	922	DZKP000366	Spring, PS	C		All
	923	DZJB000445	Cover, CST	C		All
	924	DZJB000443	Bracket, Inlet	C		All
	926	DZJB000440	Bracket, SPC PCB	C		All
	928	DZJB000444	Bracket, Rear	C		All
	929	DZKN000410	Spring, Contact	C		All
	930	DZJD000044	Holder, Contact Spring	C		All
	931	DZMC000821	Plate, Base	C		All
	932	DZKP000380	Lead, BTR Frame	C		All
⚠	933	DZJD000043	Holder, Rear Engine	C		All
	934	DZJB000421	Frame, Center	C		All
	935	DZKP000368	Spring, Paper Tray Ground	C		All
	936	FFPKD07791	Bracket, Heater	C		All
	937	DZPA000091	Screw	C		Except PU, PT, PUG
	938	DZPA000092	Screw	C		All
	939	DZMM000038	Foot, Damping	C		Except PU, PT, PUG
	941	DZJB000459	Base, CHC	C		Except PU, PT, PUG
	942	DZHE000055	Duct, Upper	C		All
	943	DZHE000056	Duct, Lower	C		All
	944	DZJB000426	Base, Paper Tray L	C		All
⚠	945	DZFA000098	Inlet	C		All

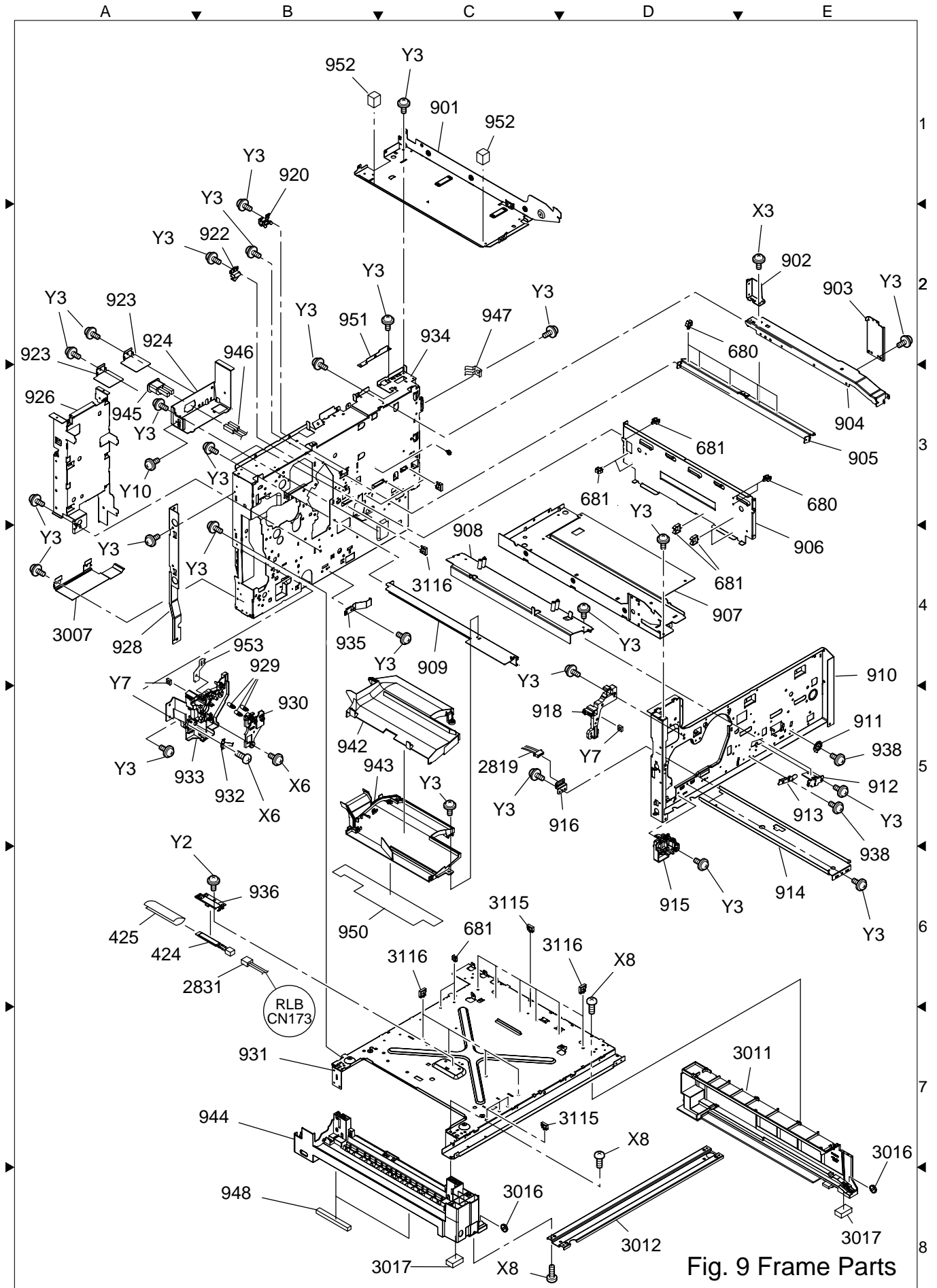


Fig. 9 Frame Parts

Safety Mark	Ref. No.	Part Number	Part Name	New Parts	Remarks	Destination
⚠	946	DZFP001650	Inlet Harness	C		All
	947	DZJL000023	Plate, Ground	C	For DP-8020E/8020P*	All
	948	DZJN000076	Gum, Paper Tray	C		All
	950	DZJM001363	Film, Airflow Control	C		All
	951	DZJB000463	Guide, Counter	C		All
	952	PJHSC0025Z	Gasket	C		PA, PB, PF, PM, PP, PS, PY
	953	PJBUC0105Z	Plate, Earth Drive	C		All
⚠	424	FFPCP0034	Heater	C		All
	425	DZHD000036	Sleeve, Heater	C		All
	680	DZJK000004	Clamp	C		All
	681	DZJK000023	Clamp	C		All
	2819	DZFP001595	Harness, WTS	C		All
	2831	DZFP001641	Harness, PTC-AC 3	C		All
	3007	DZMB000024	Bracket, Rear Lower Right	C		All
	3011	DZJB000427	Base, Right Paper Tray	C		All
	3012	DZJB000428	Bracket, Paper Tray Base	C		All
	3016	DZLA000198	Roller, Paper Tray	C		All
	3017	DZJF000489	Leg, Gum	C		All
	3115	DZJK000067	Clamp	C		All
	3116	DZJK000068	Clamp	C		All
	X3	XYN3+F8FJ	Screw	C		All
	X6	XTB3+8JFJ	Screw	C		All
	X8	XTB3+8GFJ	Screw	C		All
	Y2	XTB3+6FFJ-RP	Screw	C		All
	Y3	XTW3+6LFJ	Screw	C		All
	Y7	XNC3FJ	Nut	C		All
	Y10	XYN4+F6FJ	Screw	C		All

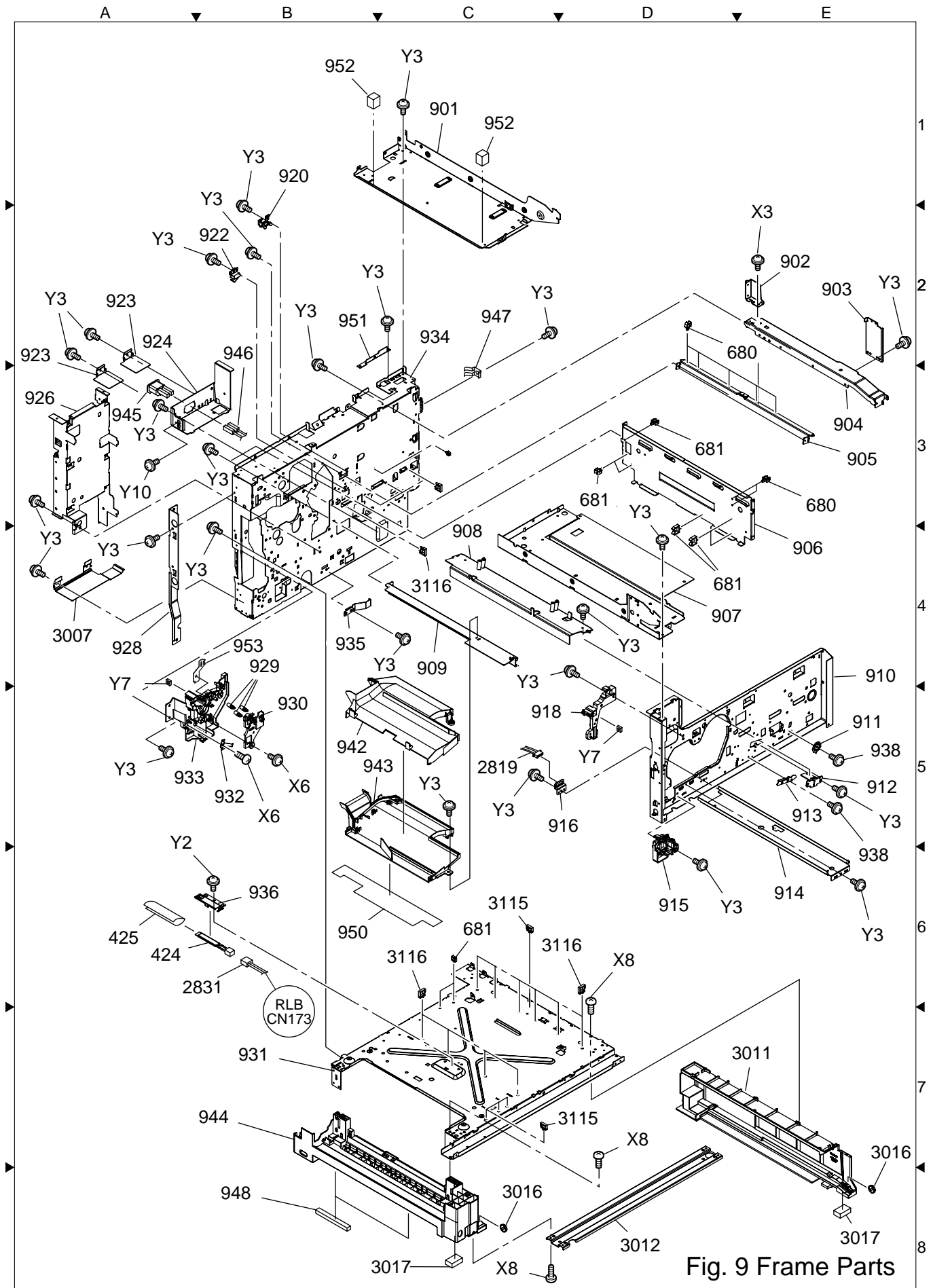


Fig. 9 Frame Parts

1.9. Fuser Unit

Safety Mark	Ref. No.	Part Number	Part Name	New Parts	Remarks	Destination
△	1001	DZJF000702	Guide, SC PCB	C		All
	1002	DZKP000373	Plate, Idle Spring	C		All
	1003	DZLA000083	Roller, Idle	C		All
	1005	DZKP000371	Plate, Ground	C		All
△	1006	DZJE001199	Cover, Rear Fuser	C		All
△	1007	DZJE001200	Cover, Front Fuser	C		All
	1008	DZKN000407	Spring, Pressure	C		All
	1009	DZLA000357	Roller, Idle 2	C		All
△	1010	DZJF000645	Guide, Pressure Roller	C		All
	1011	DZKQ000109	Spring, Opening	C		All
	1012	DZHD000039	Sheet A	C		All
	1013	DZLF000705	Knob, JAM Release	C		All
	1014	DZJA001409	Plate, Knob	C		All
	1016	DZLA000358	Roller, ADU	C	For DP-8020E	All
	1017	DZKN000408	Spring, Idle ADU	C	For DP-8020E	All
	1018	DZKK000124	Plate, Rear Pressure	C		All
	1019	DZKK000122	Plate, Front Pressure	C		All
	1020	DZLM000132	Bushing, Pressure Roller	C	PM	All
	1021	DZLA000362	Roller, Pressure	C	PM	All
	1022	DZKN000409	Spring, Ground	C		All
	1023	DZJF000649	Guide, Front	C		All
	1024	DZKP000372	Plate, Ground 2	C		All
△	1025	DZJE001223	Frame, Lower Assy	C		All
△	1026	DZNK005265	Label, High Temperature	C		All
△	1027	PJZSF3180PU	Fuser Unit	N	For DP-8020E/8020P*	PU, PUG, PT
PJZSF3180PB		Except PU, PUG, PT				
PJZSF2121PU2		For DP-8016P			PU, PUG, PT	
PJZSF2121PB2					Except PU, PUG, PT	
	1028	PJSCC0015Z	Brush, Antistatic	C		All
	131	DZAL000211	Sensor, Photo	C		All
	2838	DZFP001606	Harness, Thermistor 1	C		All
	S6	DZPA000086	Screw	C		All
	S9	FFPFJ0033B	Snap Ring	C		All
		DZJM000171 or				
	X3	XYN3+F8FJ	Screw	C		All
	X7	XYN3+F14FJ	Screw	C		All
	X8	XTB3+8GFJ	Screw	C		All
	Y5	XSN3+W10FJ	Screw	C		All
	Y7	XNC3FJ	Nut	C		All

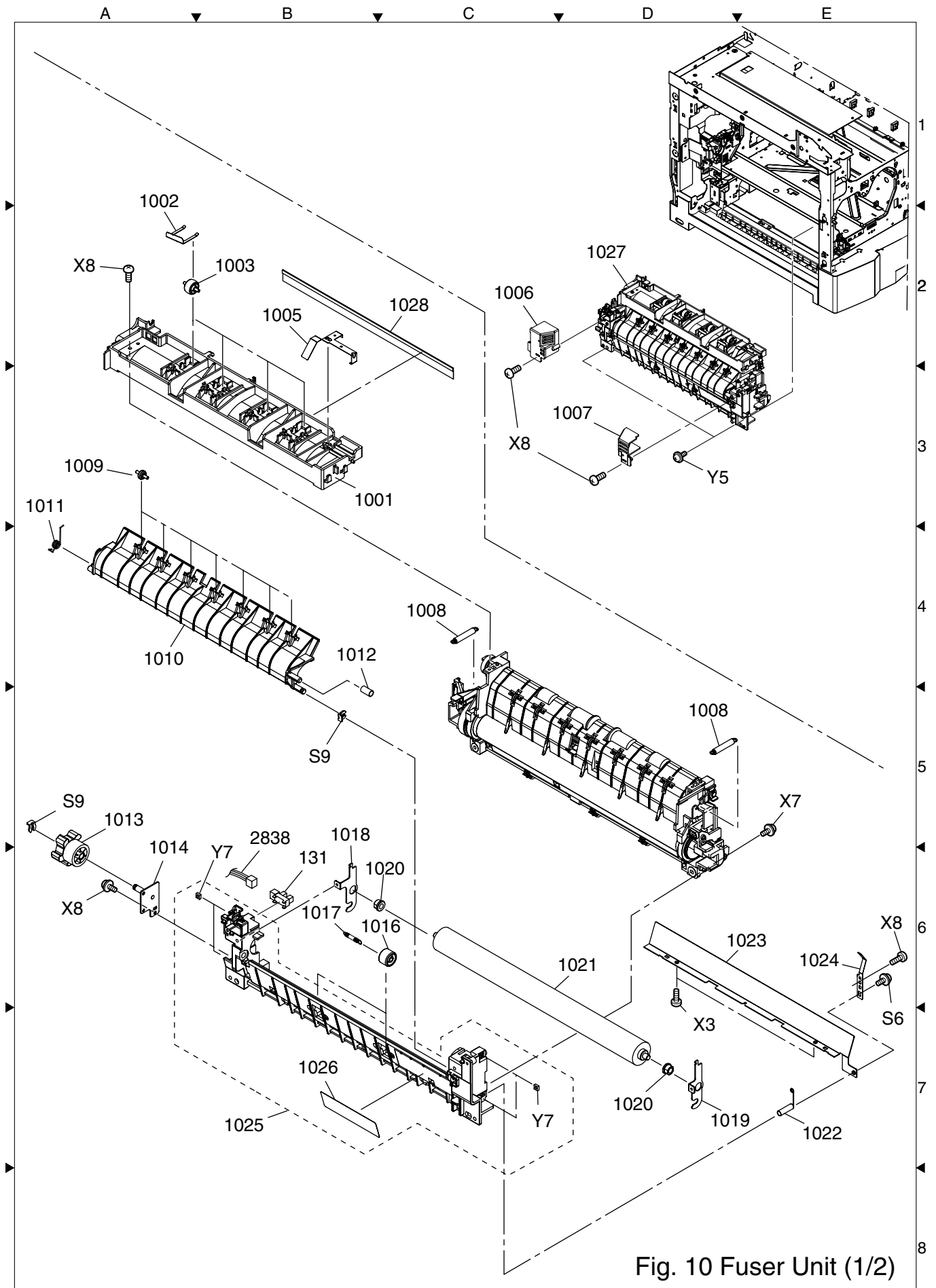


Fig. 10 Fuser Unit (1/2)

Safety Mark	Ref. No.	Part Number	Part Name	New Parts	Remarks	Destination
	1101	DZJE001194	Cover, Exit Roller	C		All
	1102	DZLF000706	Gear, Exit Roll	C		All
	1103	DZLM000052	Bushing, P6L5 Conductor	C		All
	1104	DZJN000088	Roller, Exit 2	C		All
	1105	DZJF000646	Guide, Fuser Roller	C		All
	1106	DZHC000168	Actuator	C		All
	1107	DZKQ000108	Spring, Actuator	C		All
	1108	DZJB000434	Base, Separator	C		All
	1109	DZJM001406	Separator	C	PM	All
⚠	1110	DZJB000429	Frame, Upper Fuser	C		All
	1111	DZJA001394	Plate, Rear Spring	C		All
	1112	DZLF000199	Gear, E39 Fuser Roller	C		All
	1113	DZPJ000004	Ring	C		All
	1114	DZLM000208	Bushing, Fuser Roller	C	PM	All
	1115	DZLA000418	Roller, Fuser	N	PM	All
⚠	1116	DZGN000052	Lamp, Fuser	C	PM	PU, PT, PUG
		DZGN000053				Other
	1117	DZJA001396	Plate, Terminal 1	C		All
⚠	1118	K5X216BG0002	Fuse, Thermal	C	See Note	All
	1119	DZJA001397	Plate, Terminal 2	C		All
⚠	1120	K0BDB0000080	Thermostat	N	See Note For DP-8020E/8020P*	All
		DZDX000003		C	See Note For DP-8016P	
	1121	DZJA001398	Plate, Terminal 3	C		All
	1122	DZJC000385	Holder, Rear Lamp	C		All
	1123	DZJC000386	Holder, Front Lamp	C		All
	1124	DZJA001393	Plate, Front Spring	C		All
	1125	DZBL000061	Assembly, Thermistor	C	PM	All
	1126	DZJE001195	Cover, Fuser Roller	C		All
	1127	FFPLN0005	Spring	C		All
	1128	DZKK000121	Actuator 2	C		All
	1009	DZLA000357	Roller, Idle 2	C		All
	1402	DZLL000005	Wheel, Star	C		All
	2838	DZFP001606	Harness, Thermistor 1	C		All
	S9	FFPFJ0033B	Snap Ring	C		All
		DZJM000171				
	X1	XTB3+10GFJ	Screw	C		All
	X3	XYN3+F8FJ	Screw	C		All
	X8	XTB3+8GFJ	Screw	C		All

Note:

This part is subject to the U.S. Export Administration Laws and Regulations for export or re-export to the countries specified below.

Countries subject to embargo are: **Cuba, Iran, Iraq, Libya, North Korea, Syria and Sudan.**

This list is subject to change without further notice.

Purchaser of those countries are requested to order the **Fuser Unit Assy** instead of this part.

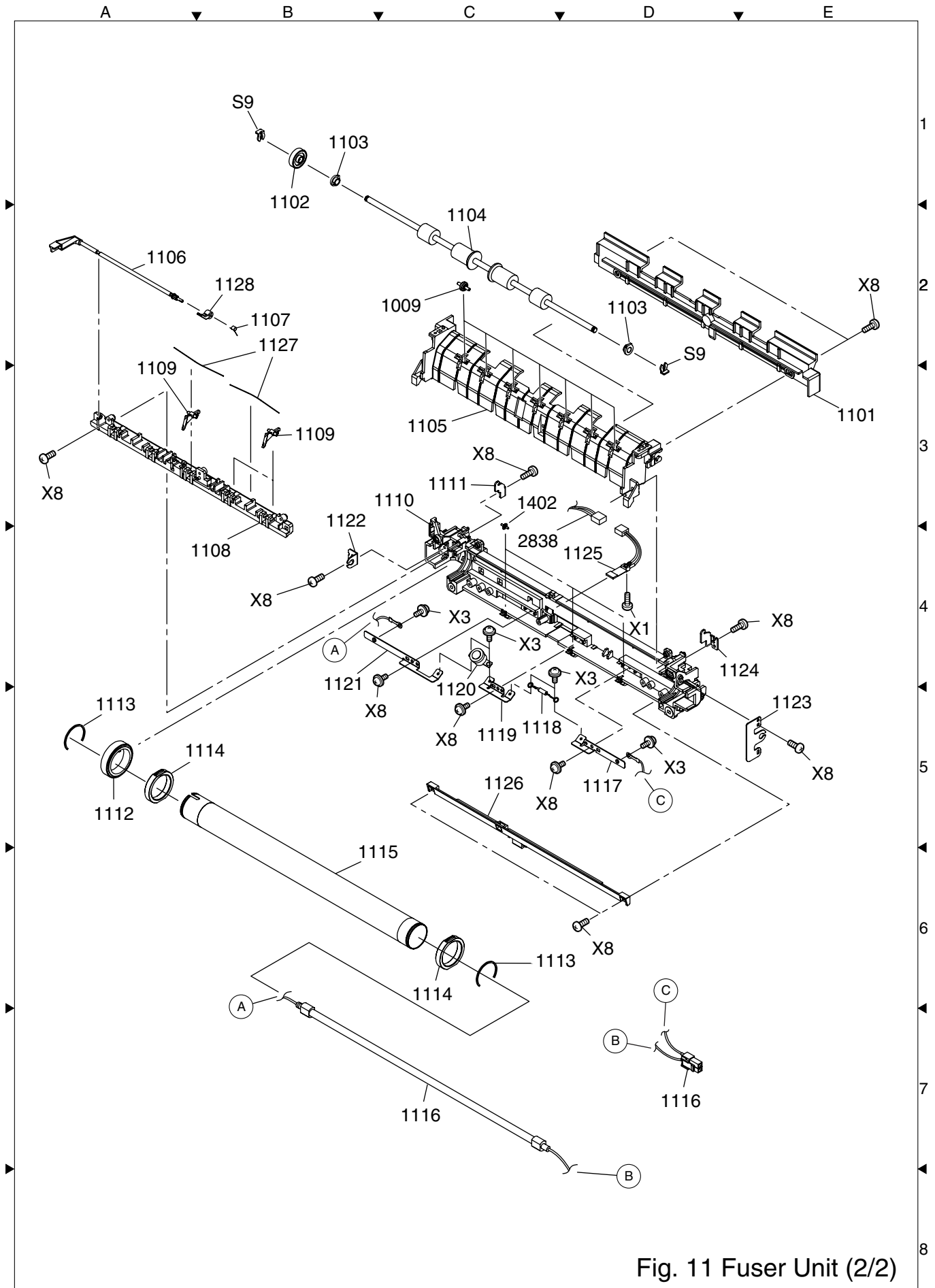


Fig. 11 Fuser Unit (2/2)

1.10. Hopper Unit

Safety Mark	Ref. No.	Part Number	Part Name	New Parts	Remarks	Destination
	1201	DZHP009894	Container, Toner Waste	C	PM	All
	1202	DZML000478	Tray, Spill	C		All
	1203	DZJB000422	Holder, Bottle	C		All
	1208	DZJE001308	Holder, Rear Bottle	N		PU, PUG
		DZJE001299		C		PK
		DZJE001180		C		Other
	1209	DZUJ000017	Cleaner, Bottle Shutter	C		All
	1212	DZJC000379	Guide, Bottle Shutter	C		All
	1213	DZJM001308	Film, Bottle Shutter	C		All
	1216	DQ-TUJ10K-PU	Assembly, Toner Bottle (Available as Sales Item)	N	PM	PU, PUG
		DQ-TUJ10K-PK		C		PK
		DQ-TU10J-PB		C		Other
	1217	PJZYF3184PU	Hopper Unit	N		PU, PUG
		PJZYF3184PK		C		PK
		DZJA001422		C		Other
	X6	XTB3+8JFJ	Screw	C		All
	X9	XTB3+8FFJ	Screw	C		All

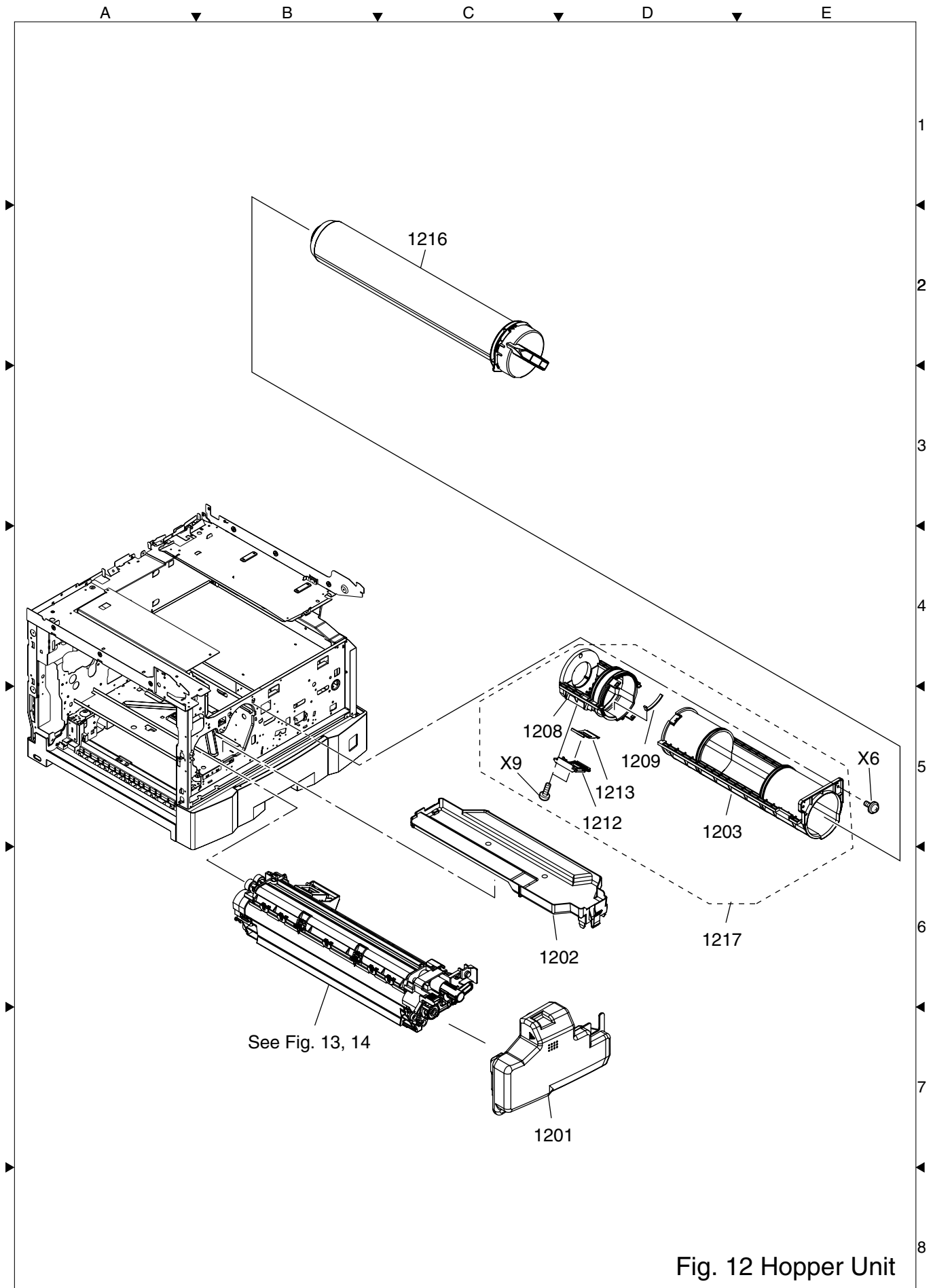


Fig. 12 Hopper Unit

1.11. Developer Unit

Safety Mark	Ref. No.	Part Number	Part Name	New Parts	Remarks	Destination
	1301	DZJN000086	Sheet, Toner Dispersion	C		All
	1302	DZJE001186	Cover, Developer	C		All
	1303	DZHE000058	Sponge, Developer	C		All
	1304	DZMH000029	Blade, Doctor	C		All
	1305	DZJE001181	Frame, Lower	C		All
	1306	DZGD000005	Roller, Magnetic	C		All
	1307	DZNE000117	Film, Paper Approach Guide	C		All
	1308	DZUJ000019	Seal, Frame	C		All
	1309	DZJM001309	Sheet, Toner	C		All
	1310	DZJA001376	Shield, Rear Side	C		All
	1311	DZJA001375	Shield, Front Side	C		All
	1312	DZJB000420	Frame, Developer	C		All
	1313	DZKN000401	Spring, Joint	C		All
	1315	DZJM001315	Slider	C		All
	1316	DZJA001380	Plate, Front Bias	C		All
	1317	DZLF000701	Coupling 1	C		All
	1318	DZJE001185	Cover, Gear	C		All
	1319	DZLF000702	Gear, Idle	C		All
	1320	DZKG000377	Shaft 1, Idle	C		All
	1321	DZLF000703	Gear 2, Idle	C		All
	1322	DZKG000378	Shaft 2, Idle	C		All
	1323	DZLM000157	Bearing, Screw	C		All
	1324	PJDGC0170Z	Gear 2, Screw 2	C		All
	1325	DZJL000394	Plate, Rear Bias	C		All
	1326	DZHA000225	Cover 2, Harness	C		All
	1327	DZLF000699	Gear, Screw 1	C		All
	1328	DZLM000194	Bearing, Paddle	C		All
	1329	DZUF000009	Screw 1	C		All
	1330	DZLF000700	Gear, Screw 2	C		All
	1331	DZUF000010	Screw 2	C		All
	1332	DZJL000215	Holder, TDC Sensor	C		All
	1333	DZJM001311	Film, Pipe	C		All
	1334	DZUJ000021	Seal, Pipe	C		All
	1335	DZJE001184	Cover, Pipe	C		All
	1336	DZLM000205	Bearing, PL Screw	C		All
	1337	DZUF000008	Screw, Supply	C		All
	1338	PJURC0055Z	Pipe, Support	C		All
	1339	DZJB000424	Frame, Pipe	C		All
	1340	DZLM000204	Bushing, Joint	C		All
	1341	DZLF000697	Gear, Pipe 15	C		All
	1342	DZLM000203	Bushing 2, Joint	C		All
	1343	DZKN000398	Spring, Coil	C		All
	1344	PJDIC0011Z	Joint, Screw	C		All
	1345	DZKG000376	Shaft, DR	C		All

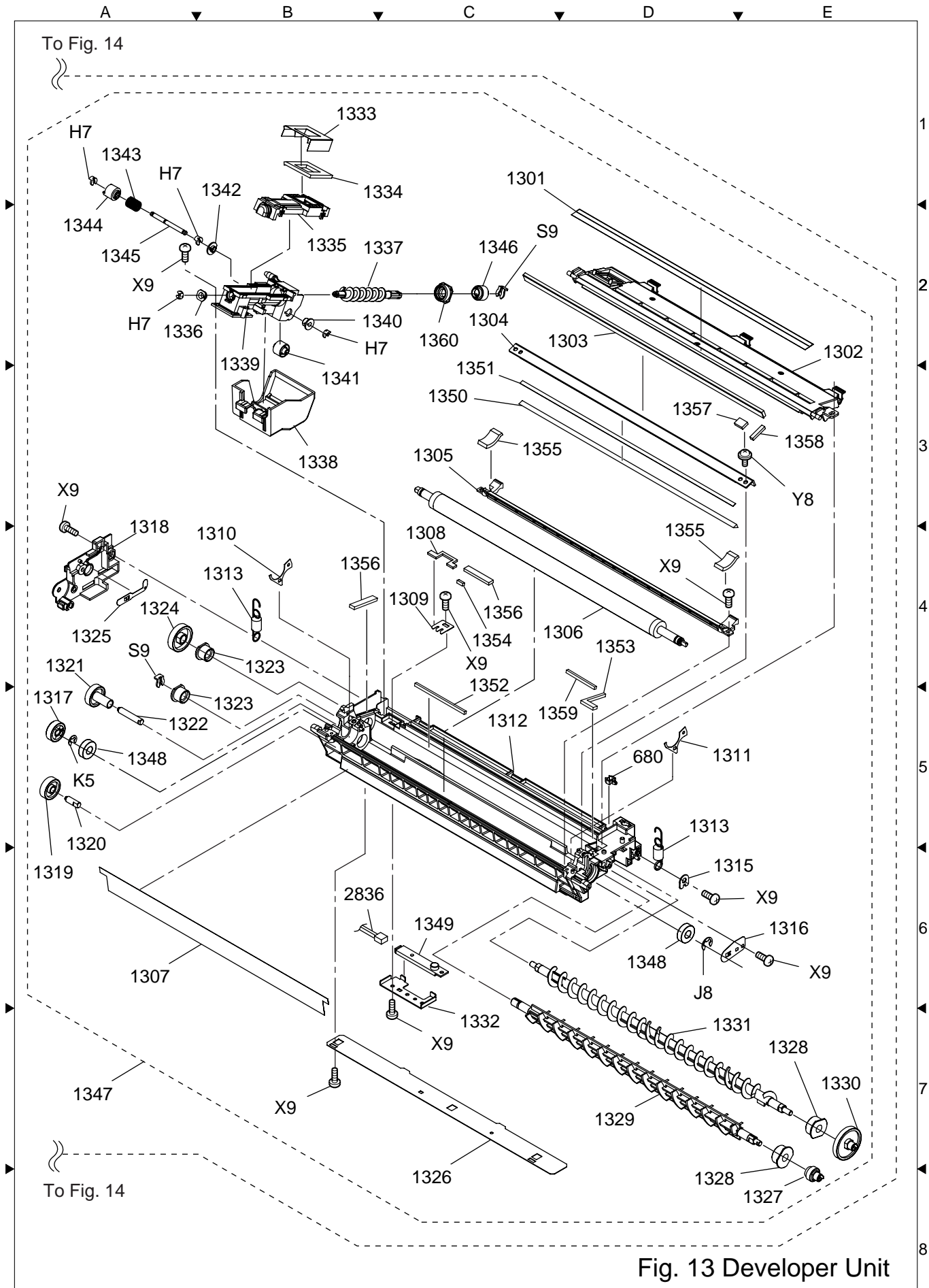


Fig. 13 Developer Unit

Safety Mark	Ref. No.	Part Number	Part Name	New Parts	Remarks	Destination
	1346	DZLF000698	Gear, Pipe 15T	C		All
	1347	DZHP009933	Developer Unit	C		All
	1348	DZLM000207	Bearing, Mag	C		All
	1349	L2DA00000126	Sensor, Toner	C		All
	1350	DZJC000395	Block	C		All
	1351	DZQJ000083	Tape, Block	C		All
	1352	DZHE000067	Sponge, Cover L	C		All
	1353	DZHE000068	Sponge, Cover Angle	C		All
	1354	DZHE000069	Sponge, Cover S	C		All
	1355	DZHE000071	Seal, Developer Side	C		All
	1356	DZHE000072	Sponge, Developer Side	C		All
	1357	DZHE000073	Sponge, Doctor Blade Side A	C		All
	1358	DZHE000074	Sponge, Doctor Blade Side B	C		All
	1359	DZHE000070	Sponge, Cover M	C		All
	1360	PJZYF212500	Bushing Screw Assy	C		All
	680	DZJK000004	Clamp	C		All
	2836	DZFP001604	Harness, Toner Sensor	C		All
	H7	FFPFJ0041B	Snap Ring	C		All
	J8	XUC7VM	E-Ring	C		All
	K5	XUC5VM	E-Ring	C		All
	S9	FFPFJ0033B DZJM000171 or	Snap Ring	C		All
	X9	XTB3+8FFJ	Screw	C		All
	Y8	XTN3+10GFJ	Screw	C		All

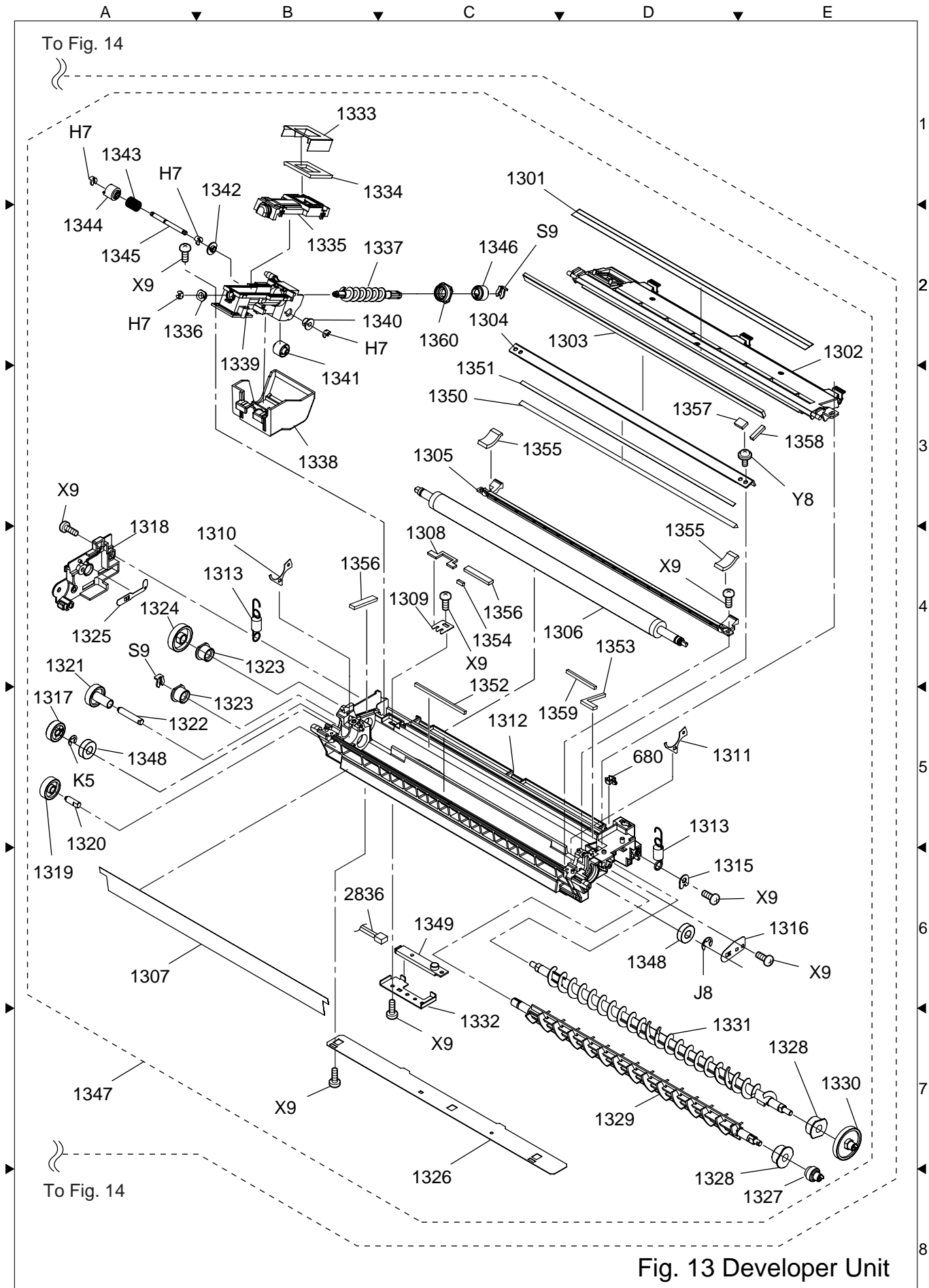


Fig. 13 Developer Unit

1.12. Drum Unit

Safety Mark	Ref. No.	Part Number	Part Name	New Parts	Remarks	Destination
	1401	DZHD000040	Sheet, Radiation	C		All
	1402	DZLL000005	Wheel, Star	C		All
	1403	DQ-H60J-PU	Drum, OPC	C	PM (Available as Sales Item)	All
	1404	DZJM001314	Bushing, OPC	C		All
	1405	DZJL000362	Plate, Nut	C		All
	1407	DZJM001330	Holder, OPC Drum Shaft	C		All
	1408	DZJN000085	Blade, Cleaning	C	PM	All
	1409	DZJM001313	Roller, Spacer	C		All
	1410	DZJP000063	Felt, Front Cleaning	C	PM	All
	1411	DZJP000064	Felt, Rear Cleaning	C	PM	All
	1412	DZJM001325	Sponge, Cleaning	C	PM	All
	1413	DZJM001328	Sponge, Long Cleaning	C		All
	1414	DZJM001329	Sponge, Short Cleaning	C		All
	1415	DZJM001324	Sheet, Splash Prevention	C	PM	All
	1416	DZJM001333	Film, PDL	C		All
	1417	DZJM001332	PDL, WTB	C		All
	1418	DZLM000211	Bushing, Screw	C		All
	1419	DZLF000731	Gear, PDL Joint	C		All
	1420	DZJM001326	Screw, WT	C		All
	1421	DZPA000075	Screw, Drum Unit Fix	C		All
	1422	DZJM001331	Cap, WT	C		All
	1424	DZJM000377	Sponge, Cap	C		All
	1425	DZKN000178	Spring, Cap	C		All
	1426	DZJM001327	Pipe, WTB	C		All
	1427	DZJM001341	Handle, Cleaning Lever	C		All
	1428	DZJM001339	Lever, Cleaning	C		All
	1429	DZJL000403	Guide, Lever	C		All
	1430	DZJM001342	Sponge, Charge	C		All
	1431	DZJM001373	Holder, Charge	C		All
	1432	DZHA000226	Cover, Charge	C		All
	1433	DZJL000400	Grid, Charge	C		All
	1434	DZHC000169	Sheet, Blind	C		All
	1435	DZKN000415	Spring, Charge	C		All
	1436	DZJL000402	Holder, Charge Wire	C		All
	1437	DZJM001372	Holder, Rear Charge	C		All
	1438	DZHA000227	Cover, Rear Charge	C		All
	1439	DZJM001337	Base, Charge Cleaning	C		All
	1440	DZJM001340	Pad, Cleaning	C		All
	1441	DZJM001338	Base, Pad	C		All
	1442	PJUAC0215Y	Frame, OPC	C		All
	1443	DZJL000401	Wire, Charge	C	PM	All
	1444	DZJL000399	Case, Charge	C		All
	1445	DZJL000398	Shaft, OPC	C		All

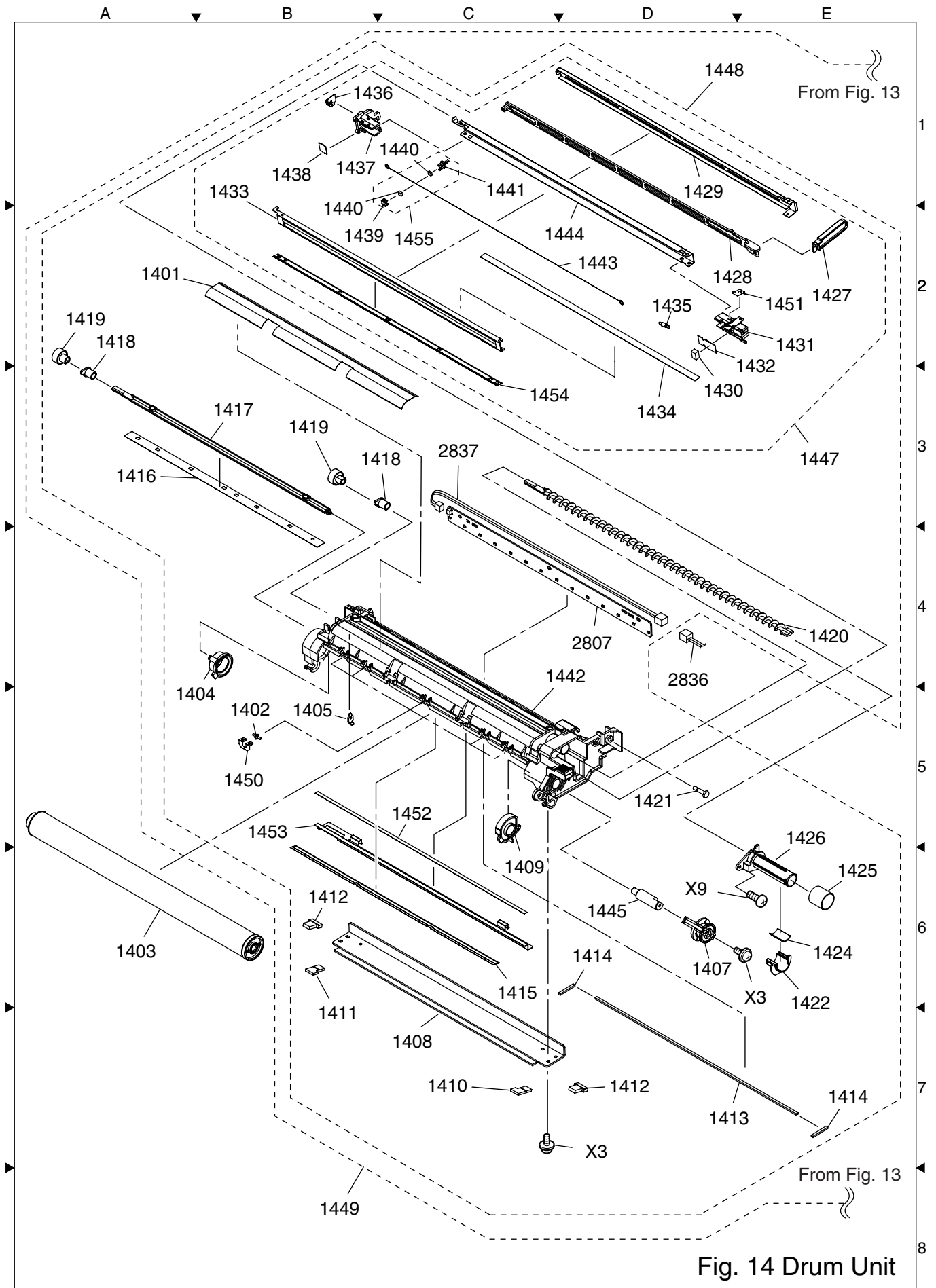


Fig. 14 Drum Unit

Safety Mark	Ref. No.	Part Number	Part Name	New Parts	Remarks	Destination
	1447	PJZYF212D00	Assembly, Charge Corona	C		All
	1448	PJZYF212F00	Assembly, OPC Frame	C		All
	1449	PJZYF212E00	Assembly, Process Unit	C		All
	1450	DZKP000225	Plate, Star Wheel	C		All
	1451	DZKP000389	Plate, Ground	C		All
	1452	DZHC000173	Sheet	C		All
	1453	DZHC000172	Plate	C		All
	1454	DZJM001375	Film, Charge Side	C		All
	1455	PJZYF212CAZ	Assembly, Cleaning Pad	C		All
	2807	DZEC102830R	PC Board, PCL	C		All
	2836	DZFP001604	Harness, Toner Sensor	C		All
	2837	DZFP001605	Harness, PCL PCB	C		All
	X3	XYN3+F8FJ	Screw	C		All
	X9	XTB3+8FFJ	Screw	C		All

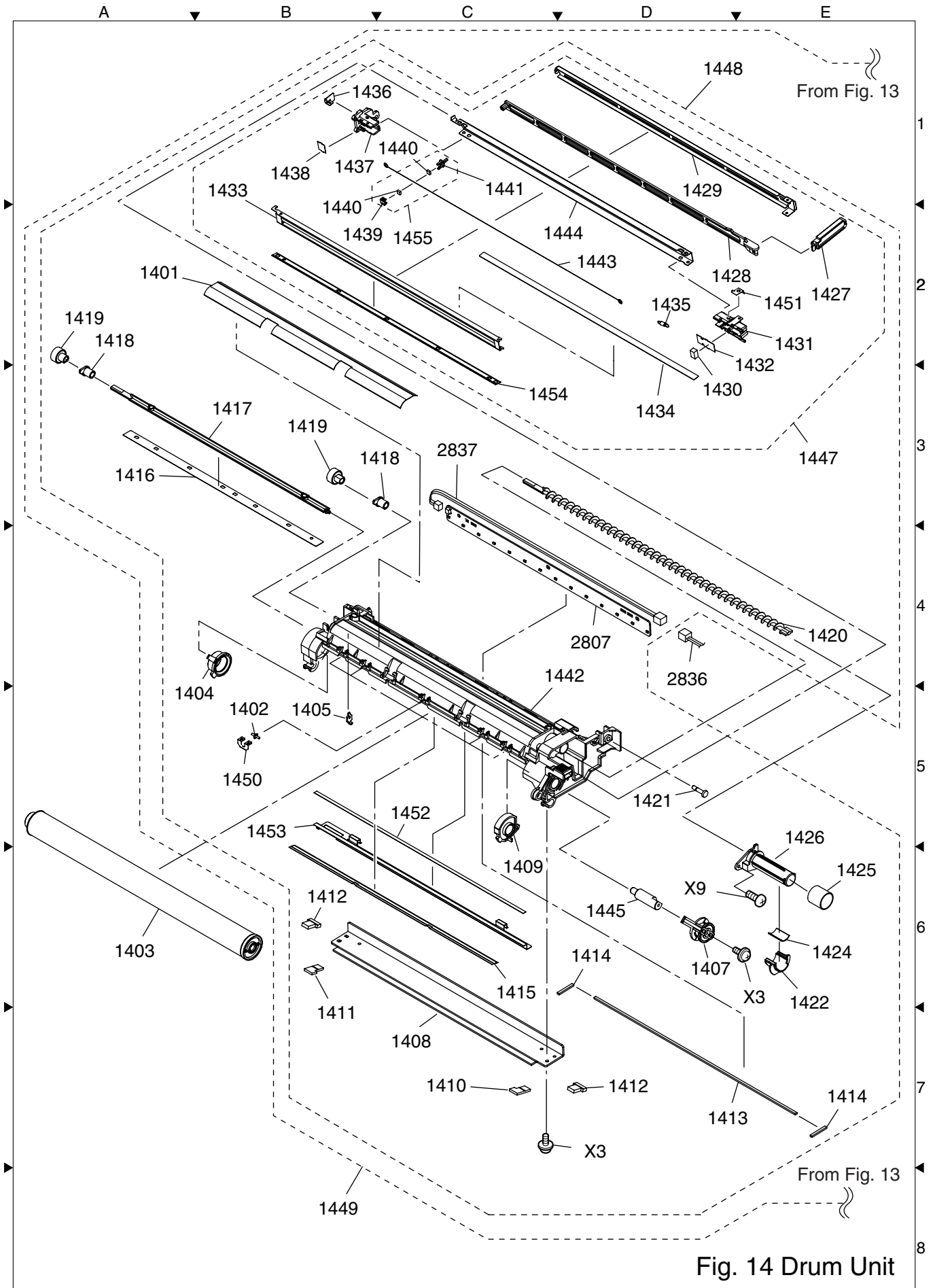


Fig. 14 Drum Unit

1.13. Drive Unit

Safety Mark	Ref. No.	Part Number	Part Name	New Parts	Remarks	Destination
	1501	DZJA001413	Frame A, Bottle Drive	C		All
	1502	DZJA001414	Frame B, Bottle Drive	C		All
△	1503	PJWQF2121PB	Assembly, Bottle Motor	C		All
	1504	DZKP000384	Plate 2, Ground	C		All
	1505	DZLF000736	Gear, Toner Sensor	C		All
	1506	DZLF000739	Gear 3, Toner Idle	C		All
	1507	DZLF000737	Gear 1, Toner Idle	C		All
	1508	DZLF000735	Gear, Toner Drive	C		All
	1509	DZKN000413	Spring, Toner	C		All
	1510	DZLF000738	Gear 2, Toner Idle	C		All
△	1511	DNQ18AS14W26	Motor, Drive	C		All
△	1512	DZGB000045	Solenoid	C	For DP-8020E	All
	1513	DZLK000043	Belt 1, Timing	C		All
	1514	DZJA001395	Frame A, Main Drive	C		All
	1515	DZJA001399	Frame B, Main Drive	C		All
	1516	DZJA001401	Cover B, Main Drive	C		All
	1517	DZLF000716	Gear, Fuser Drive	C		All
	1518	DZHP009912	Assembly, Fuser Drive Plate	C		All
	1519	DZLF000718	Gear, Waste Toner Drive	C		All
	1520	DZLF000724	Gear 1, Waste Toner Idle	C		All
	1521	DZLF000719	Gear 2, Waste Toner Idle	C		All
	1522	DZLF000717	Gear 2, Fuser Idle	C		All
	1523	DZLF000721	Gear 3, Fuser Idle	C		All
	1524	DZLF000715	Gear 3, MG	C		All
	1525	DZLF000722	Gear 4, Fuser Idle	C		All
	1526	DZLF000720	Gear 1, Registration Idle	C		All
	1527	DZLF000723	Gear 2, Registration Idle	C		All
	1528	DZLF000713	Gear 3, Drum	C		All
	1529	DZLF000707	Gear 2, Drum	C		All
	1530	DZLF000714	Gear 2, Mag	C		All
	1531	DZLN000022	Coupling, Mag	C		All
	1532	DZKN000406	Spring, Mag Drive	C		All
	1533	DZKG000382	Shaft, Mag Drive	C		All
	1534	DZLF000709	Gear 1, Mag	C		All
	1535	DZLN000007	Joint, OPC	C		All
	1536	DZKN000405	Spring, OPC Drive	C		All
	1537	DZKG000381	Shaft, Drum Drive	C		All
	1538	DZLF000708	Gear 1, Drum	C		All
	1539	DZTY000312	Assembly, Bottle Drive	C		All
	1540	DZTY000311	Assembly, Main Drive	C		All

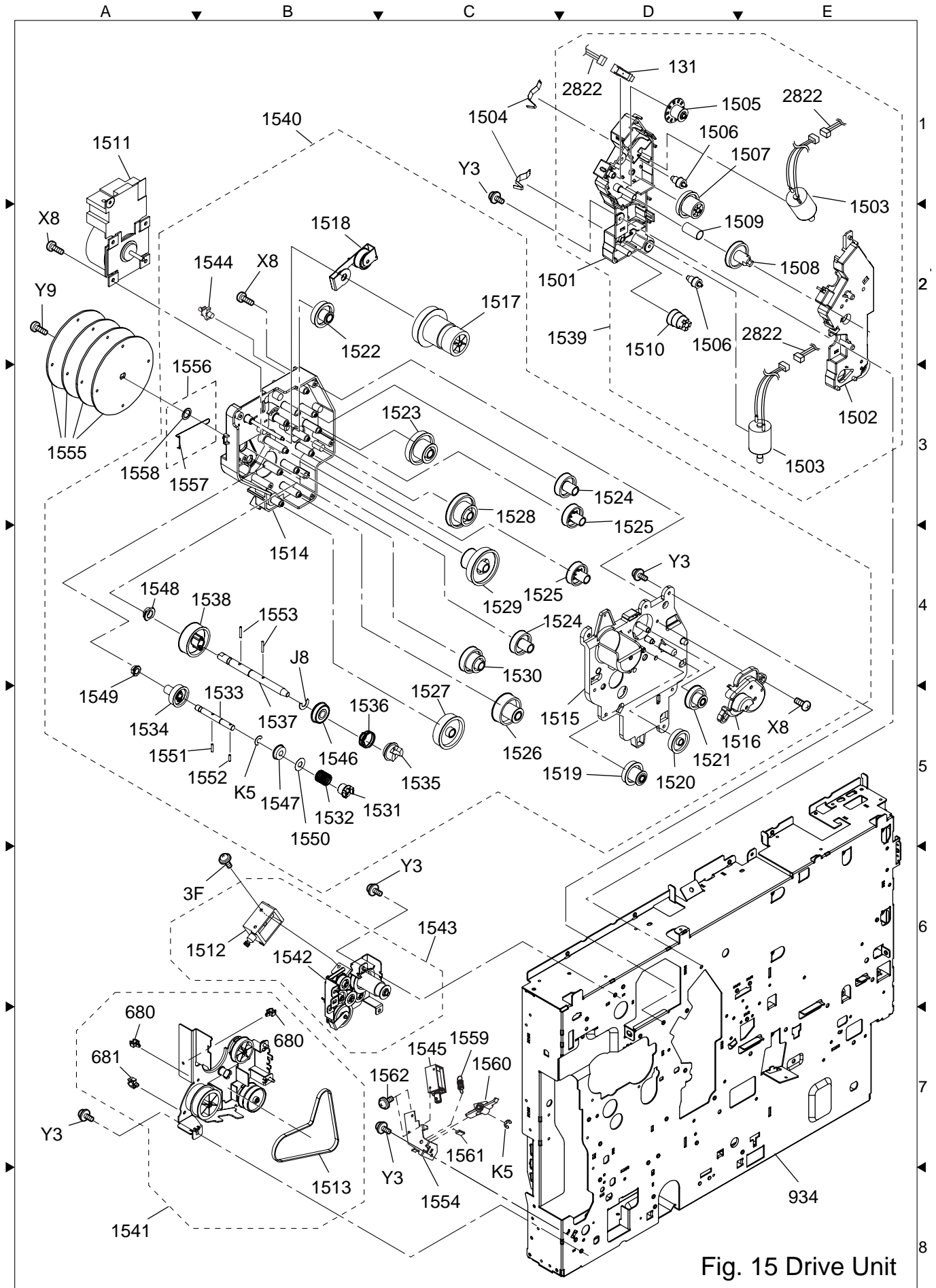


Fig. 15 Drive Unit

Safety Mark	Ref. No.	Part Number	Part Name	New Parts	Remarks	Destination
	1541	DZTY000314	Assembly, Feed Drive	C		All
	1542	DZTY000315	Assembly, Exit Drive A	C	For DP-8020P*/8016P	All
		DZTY000317			For DP-8020E	All
	1543	DZTY000316	Assembly, Exit Drive B	C	For DP-8020E	All
	1544	SPM-3	Spacer	C		All
△	1545	L9AAABFB0001	Solenoid	N		All
	1546	DZLM000209	Bearing 1	C		All
	1547	DZLM000210	Bearing 2	C		All
	1548	DZLM000216	Bearing 3	C		All
	1549	DZLM000217	Bearing 4	C		All
	1550	DZPK000032	Polyslider	C		All
	1551	DZTT000614	Pin 1	C		All
	1552	DZTT000718	Pin 2	C		All
	1553	XPJ2D14WV	Pin 3	C		All
	1554	PJUIC0310Z	Bracket, Solenoid	N		All
	1555	DZJG000013	Fly Wheel	C		All
	1556	PJZEF2121PU	Earth Spring Kit	C		All
	1557	PJSDC0005Z	Drive, Earth Spring	C		All
	1558	FFPMV0001	Poly Slider	C		All
	1559	PJBVC0150Z	Spring, Arm	N		All
	1560	PJBLC0026Z	Arm	N		All
	1561	PJCGC0003Z	Sol, Dumper	N		All
	1562	XYN26+F4FJ	Screw	N		All
	131	DZAL000211	Sensor, Photo	C		All
	680	DZJK000004	Clamp	C		All
	681	DZJK000023	Clamp	C		All
	934	DZJB000421	Frame, Center	C		All
	2822	DZFP001603	Harness, BSMT	C		All
	3F	XYN3+F5FJ	Screw	C		All
	J8	XUC7VM	E-Ring	C		All
	K5	XUC5VM	E-Ring	C		All
	X8	XTB3+8GFJ	Screw	C		All
	Y3	XTW3+6LFJ	Screw	C		All
	Y9	XYN4+F8FJ	Screw	C		All

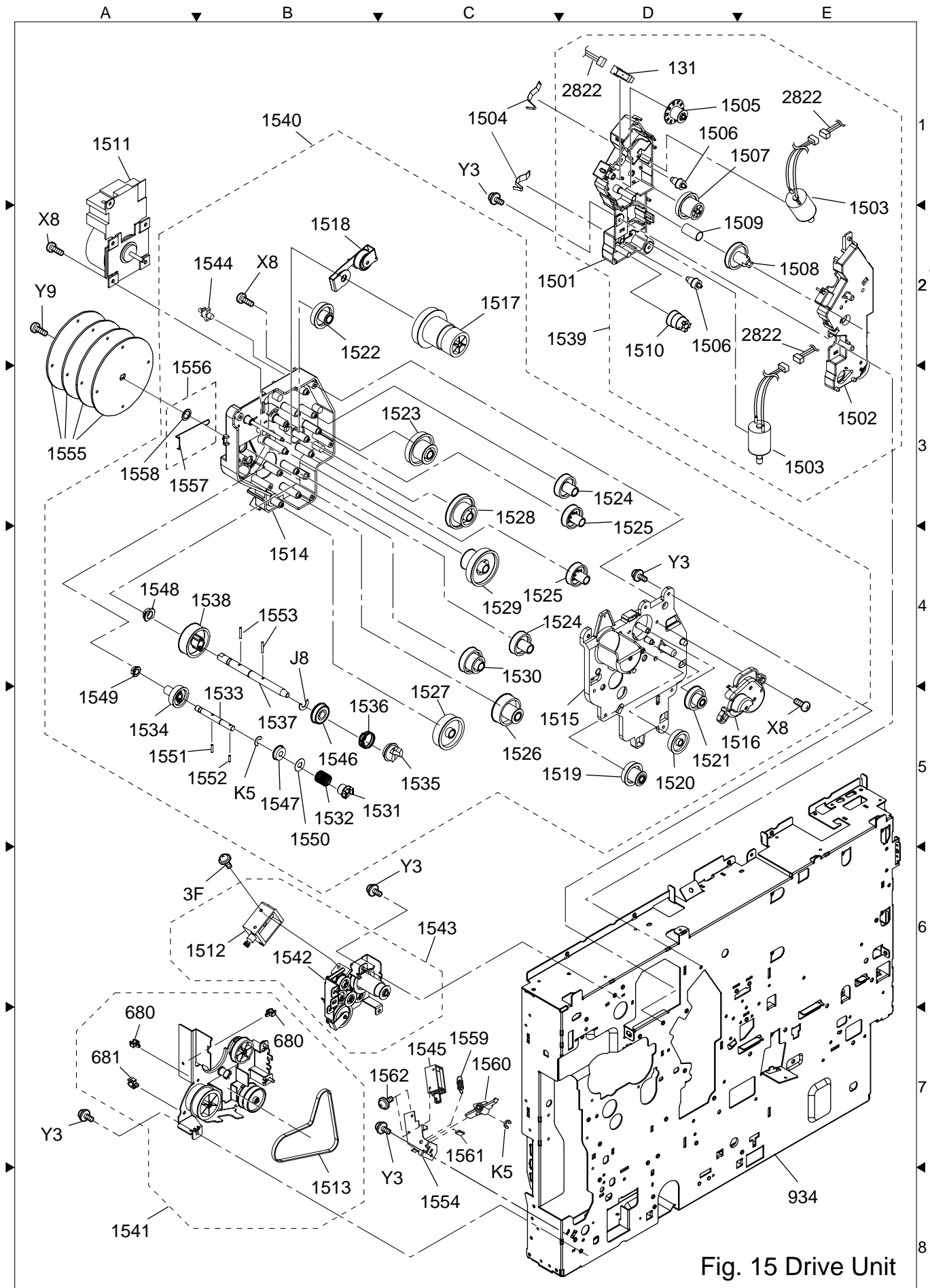


Fig. 15 Drive Unit

1.14. Paper Tray

Safety Mark	Ref. No.	Part Number	Part Name	New Parts	Remarks	Destination
	1601	DZMC000829	Cover, Sub Tray	C	For 1st Paper Tray	All
		DZMC000828			For Other Paper Tray	All
	1602	DZML000480	Cover, Paper Tray	C	For 1st Paper Tray	All
		DZML000487			For Other Paper Tray	All
	1603	DZML000479	Base, Paper Tray	C		All
	1604	DZML000484	Lever, Guide	C		All
	1605	DZML000481	Guide, Front	C		All
	1606	DZML000482	Guide, Rear	C		All
	1607	DZJF000414	Guide, E	C		All
	1609	DZLA000356	Roller, Paper Tray	C		All
	1610	DZML000483	Plate, Bottom	C		All
	1611	DZLF000465	Gear, Tray	C		All
	1613	DZJL000414	Plate, Lift	C		All
	1616	DZKG000420	Assembly, Arm Shaft	C		All
	1617	DZJM001369	Film, Paper Guide	C		All
	1619	PJRCC0004Z	Label, Sensor	C		All
	1620	DZJP000005	Plate, Pad Pressure	C		All
	S9	FFPFJ0033B	Snap Ring	C		All
	X3	XYN3+F8FJ	Screw	C		All
	Y1	XTW3+8PFJ	Screw	C		All

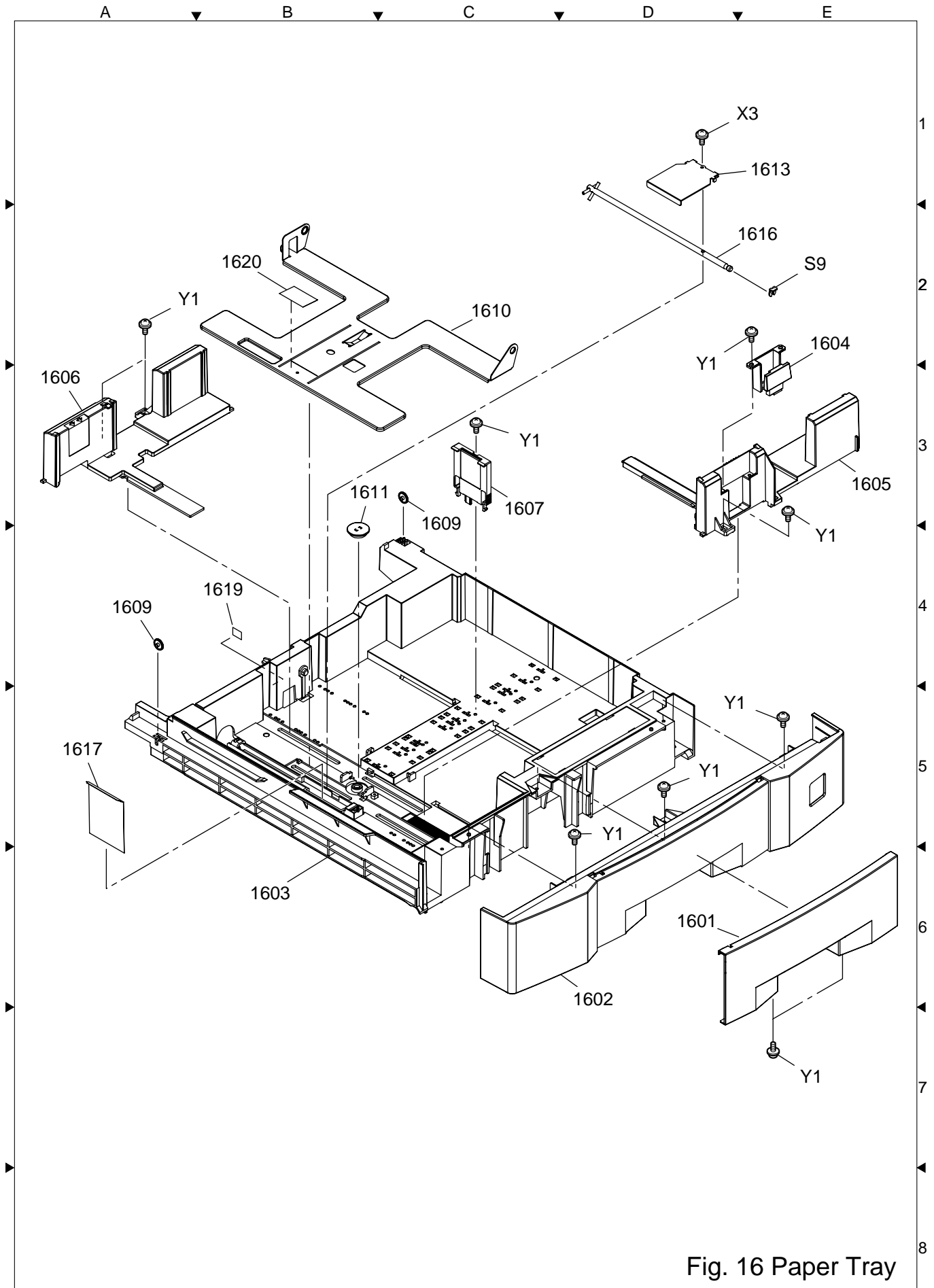


Fig. 16 Paper Tray

1.15. Automatic Document Feeder

Safety Mark	Ref. No.	Part Number	Part Name	New Parts	Remarks	Destination
	1701	DZMA003293	Cover, ADF Rear	C		All
	1702	DZMA003291	Cover, ADF Front	C		All
	1703	DZJA000852	Bracket, Substrate	C		All
	1704	DZKN000271	Spring, White Rear	C		All
	1705	DZJM000670	Base, ADF	C		All
	1706	DZML000422	Tray, Original Lower	C		All
	1707	DZKR000032	Spring, Ground	C		All
	1708	DZML000507	Tray, Original Front	C		All
	1709	DZHC000057	Actuator, Original Length	C		All
	1710	DZLF000077	F Gear, D14	C		All
	1711	DZML000499	Guide, Original Front	C		All
	1712	DZML000432	Tray, Original Upper	C		PU, PUG
		DZML000433				Other
		DZML000504				PK
	1713	DZJM000676	Actuator, Original Width	C		All
	1714	DZML000500	Guide, Original Rear	C		All
	1716	DZKQ000071	Spring, Original Length	C		All
	1717	DZJM001241	Spacer	C		All
	1719	DZGT000007	Brush, Antistatic	C		All
	131	DZAL000211	Sensor, Photo	C		All
	430	DZJK000046	Clamp	C		All
	2832	DZEC102304R	PC Board, SNS	C		All
	2846	DZEC102303R	PC Board, ADF	C	RTL/PbF	All
	2851	DZFP001968	Harness, ADF SNS	C		All
	X6	XTB3+8JFJ	Screw	C		All
	62	XTB3+6JFJ	Screw	C		All
	B1	DZPB000007	Screw, Silver	C		All
	S9	FFPFJ0033B	Snap Ring	C		All
		DZJM000171 or				

Safety Mark	Ref. No.	Part Number	Part Name	New Parts	Remarks	Destination
	1801	DZJA000858	Plate, Angle	C		All
	1802	DZJA000853	Bracket, Left Hinge	C		All
	1803	DZKG000152	Shaft, Left Hinge	C		All
	1804	DZJM000679	Base, Left Hinge	C		All
	1805	DZKN000270	Spring, Lower Left Hinge	C		All
	1806	DZJM000680	Guide, Left Spring	C		All
	1807	DZJM000690	Holder, Left Spring	C		All
	1808	DZKN000269	Spring, Upper Left Hinge	C		All
	1809	DZJM000681	Holder, Upper Left Spring	C		All
	1810	DZKN000268	Spring, White Front	C		All
	1811	DZJM000677	Holder, Stamp	C	For DP-8020E/8020P*	All
	1812	DZLA000258	Roller, Exit 1	C		All
	1813	DZLM000072	Bushing, P6L8	C		All
	1814	DZJM000692	Sheet, White	C		All
	1815	DZJA000850	Guide, White	C		All
	1816	DZJA000855	Bracket, Hinge Right	C		All
	1817	DZKG000154	Shaft, Hinge Right	C		All
	1818	DZJM000684	Base, Hinge Right	C		All
	1819	DZJM000688	Guide, Spring Right	C		All
	1820	DZKN000273	Spring, Hinge Right	C		All
	1821	DZJA000856	Plate, Hinge Right	C		All
	1822	PJZEF21200PU	Scanning Pad	C		All
	1823	DZQJ000022	Hook and Loop Fastener Tape (Loop Side)	C		All
⚠	1824	L9AAAABA0002	Solenoid, Stamp	C	For DP-8020E/8020P*	All
	1825	DZJM000926	Film, Lower	C		All
	1826	DZJM000927	Film, Upper	C		All
	1827	DZHT000027	Stamp Head	C	For DP-8020E/8020P*	AUR
		DZHT000004				Other
	1828	DZJM001358	Sheet, Protection	C		All
	1829	DZHP000237	Assembly, Stamp	C	For DP-8020E/8020P*	AUR
		DZHP000240				Other
	1830	DZHP005513	Unit, Stamp	C	For DP-8020E/8020P*	All
	1704	DZKN000271	Spring, White Rear	C		All
	1717	DZJM001241	Spacer	C		All
	2125	DZHP001664	Base, Stamp	C	For DP-8020E/8020P*	All
	2852	DZFP001967	Harness, Stamp	C	For DP-8020E/8020P*	All
	X6	XTB3+8JFJ	Screw	C		All
	1N	XTB4+8JFJ	Screw	C		All
	J7	XUC4VM	E-Ring	C		All
	6A	XTB3+12GFJ	Screw	C		All
	B1	DZPB000007	Screw, Silver	C		All

Safety Mark	Ref. No.	Part Number	Part Name	New Parts	Remarks	Destination
	1901	DZJA000854	Bracket, Adjust	C		All
	1902	DZMA003295	Cover, ADF	C		All
	1903	FFPLK0381B	Latch	C		All
	1904	DZKN000267	Spring, Latch	C		All
⚠	1905	L6HBHHC0011	Motor, ADF	C		All
	1906	DZJA000849	Bracket, Motor	C		All
	1907	DZLF000453	F Gear, E20S20	C		All
	1908	DZLF000454	F Gear, E28S22	C		All
	1909	DZLF000315	F Gear, E16	C		All
	1910	DZLF000452	Pulley, S27	C		All
	1911	DZLK000029	Belt, Drive 1	C		All
	1912	DZLK000023	Belt, Drive 2	C		All
	1913	DZJA000851	Bracket, Pulley	C		All
	1914	DZJA000848	Bracket, Right	C		All
	1915	DZJK000018	Clamp	C		All
	1916	DZJA001190	Cover, ADF PC Board	C		All
	1918	DZCF000022	Switch, Cover Open	C		All
	1919	DZKQ000073	Spring, Ground	C		All
	429	DZJK000045	Clamp	C		All
	698	FFPMQ0649	Bushing	C		All
	2848	DZFP001964	Harness, ADF Motor	C		All
	2850	DZFP001966	Harness, Open Switch	C		All
	18	XYN3+F6FJ	Screw	C		All
	X6	XTB3+8JFJ	Screw	C		All
	H7	FFPFJ0041B	Snap Ring	C		All
	S9	FFPFJ0033B	Snap Ring	C		All
		DZJM000171 or				

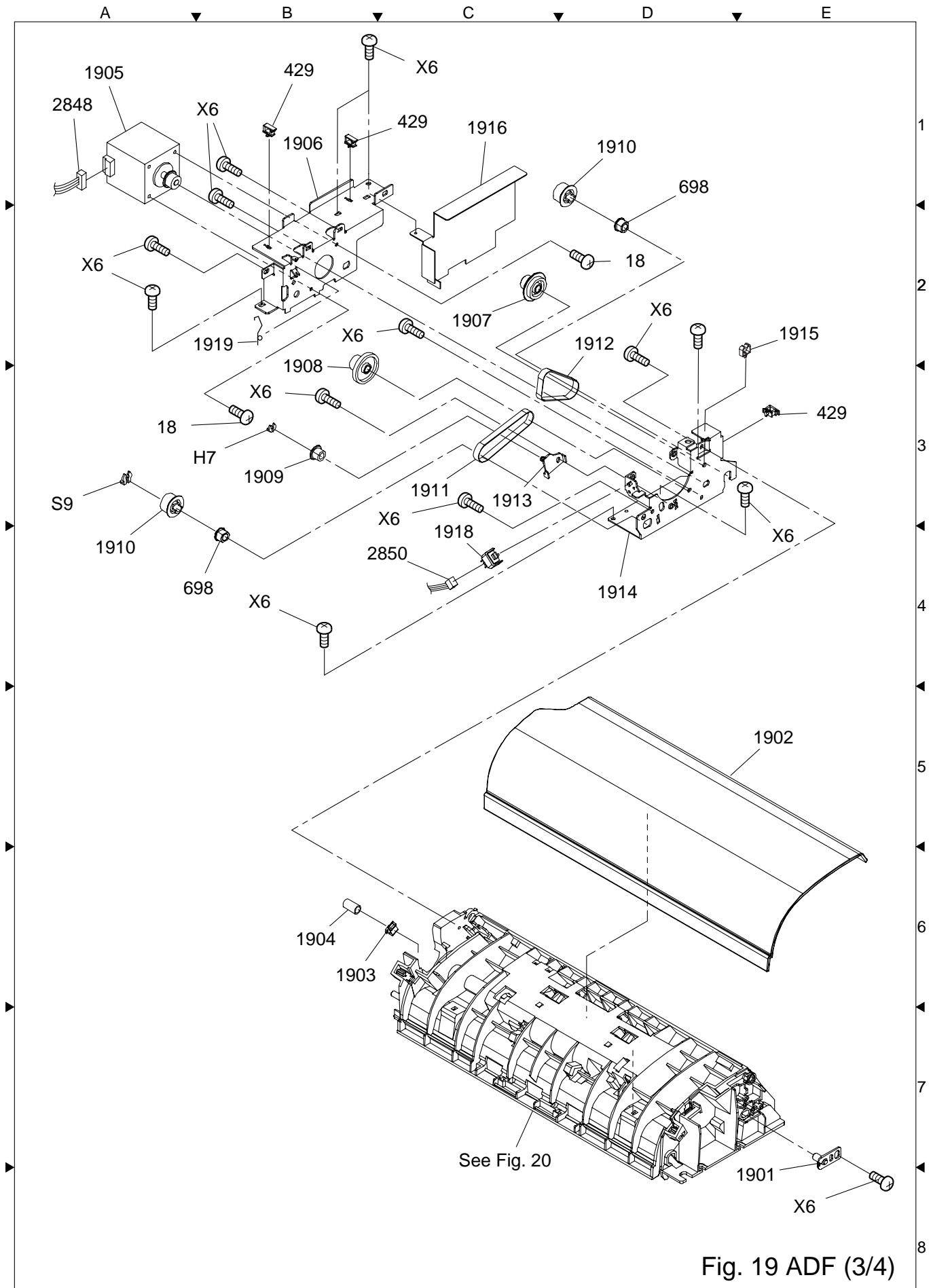


Fig. 19 ADF (3/4)

Safety Mark	Ref. No.	Part Number	Part Name	New Parts	Remarks	Destination
	2001	DZLA000216	Roller, Paper Feed	C	PM	All
	2002	DZJM000672	Guide, Lower Paper Feed	C		All
	2003	DZKQ000070	Spring, Timing	C		All
	2004	DZJM000674	Actuator, Timing	C		All
	2005	DZJM000013	Plate, Pressure	C		All
	2006	DZKR000004	Spring, Pressure Plate	C		All
	2007	DZJM000678	Lever, Pressure Adjustment	C		All
	2008	DZJM000675	Actuator, NP	C		All
	2009	DZKQ000074	Spring, NP Actuator	C		All
	2010	DZLA000257	Roller, Feed	C		All
	2011	DZKP000251	Plate, Exit	C		All
	2012	DZLA000326	Roller, Exit Pinch	C		All
	2013	DZJM000683	Stopper, ADF Cover	C		All
	2014	DZKG000150	Shaft, Drive Pinch	C		All
	2015	DZLA000304	Roller, Drive Pinch	C		All
	2016	DZJM000686	Stopper, Original	C		All
	2017	DZJM000673	Guide, Upper Paper Feed	C		All
	2018	DZLA000204	Roller, Pre Feed	C	PM	All
	2019	DZKG000151	Shaft, Pre Feed	C		All
	2020	DZJM000414	Gear 2, Pre Feed	C		All
	2021	DZLF000330	Gear 1, Pre Feed	C		All
	2022	DZKN000272	Spring, Pick Up	C		All
	2023	DZJM000682	Cover, Pad	C		All
	2024	DZJN000052	Rubber, Separation	C	PM	All
	2025	DZLF000456	D Gear, D26	C		All
	2026	DZJM000685	Holder, Roller	C		All
	2027	DZJM000691	Rack, Pickup	C		All
	2028	DZJM000687	Guide, Rack	C		All
	2029	DZKG000153	Paper Feed Shaft Assembly	C		All
	2030	DZLF000385	F Gear, D16	C		All
	2031	DZKR000037	Spring, Pinch Roller Pressure	C		All
	2032	DZKM000020	Sheet, ADF	C		All
	2033	DZJA001172	Bracket, Center	C		All
	2034	PJBUC0091Z	Plate, Exit	C		All
	131	DZAL000211	Sensor, Photo	C		All
	698	FFPMQ0649	Bushing	C		All
	1901	DZJA000854	Bracket, Adjustment	C		All
	1902	DZMA003295	Cover, ADF	C		All
	1903	FFPLK0381B	Latch	C		All
	1904	DZKN000267	Spring, Latch	C		All
⚠	2324	L9EAAJ000020	Clutch	C		All
	2848	DZFP001964	Harness, ADF Motor	C		All
	2849	DZFP001965	Harness, PNT/REV	C		All
	X6	XTB3+8JFJ	Screw	C		All
	H7	FFPFJ0041B	Snap Ring	C		All
	S9	FFPFJ0033B DZJM000171 or	Snap Ring	C		All

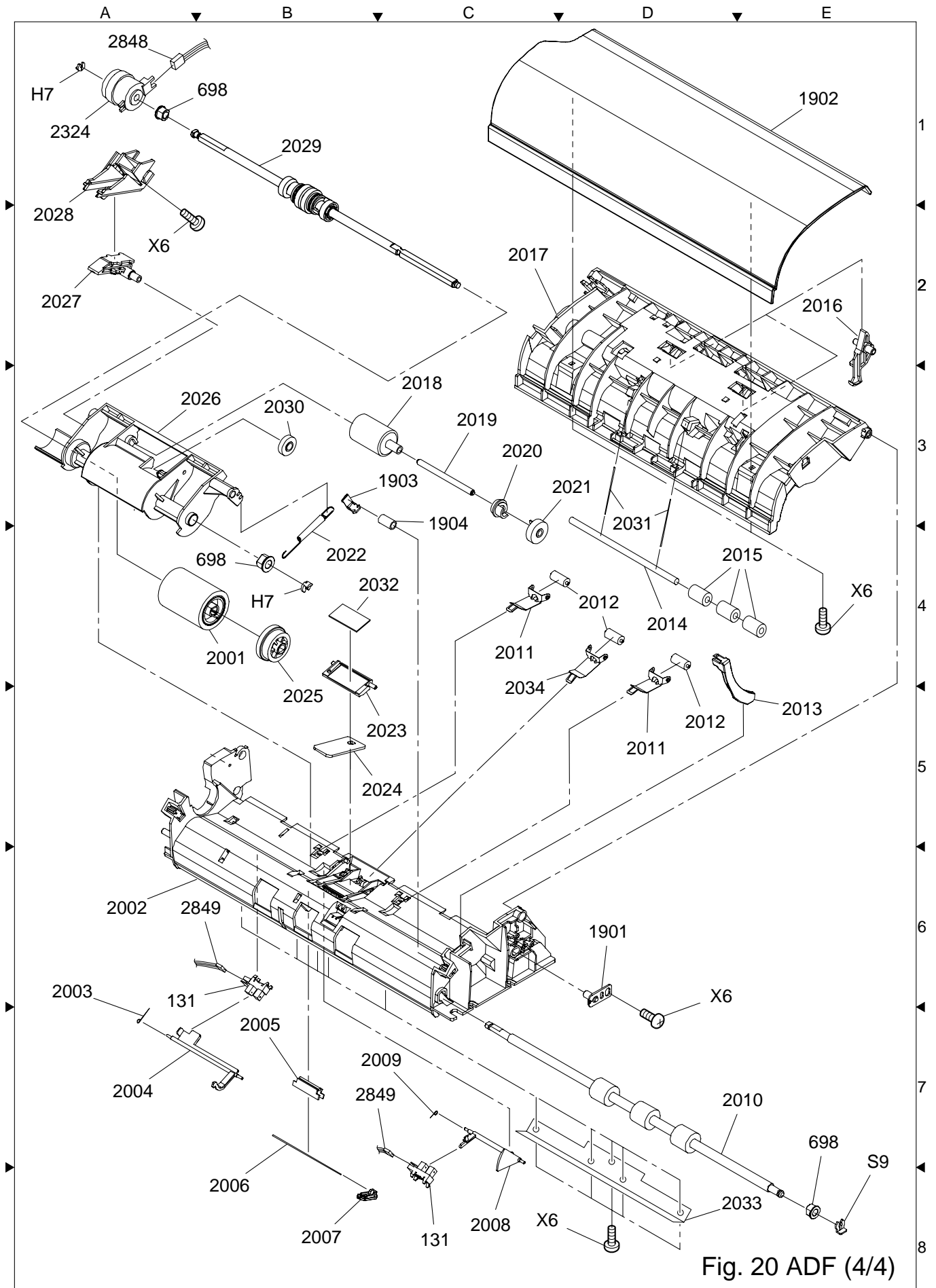


Fig. 20 ADF (4/4)

1.16. Inverting Automatic Document Feeder (For DP-8020E)

Safety Mark	Ref. No.	Part Number	Part Name	New Parts	Remarks	Destination
△	2101	DZMA002337	Cover, ADF Rear	C		All
	2102	DZJA001470	Hinge, Arm	C		All
	2103	DZJA001472	Plate, Reinforcement	C		All
	2104	DZKG000424	Shaft, P6	C		All
	2105	DZJA001473	Base, Right Hinge (B)	C		All
	2106	DZJA000689	Guide, White Reference Seal	C		All
	2107	DZKN000187	Spring, White Reference Seal Guide	C		All
	2108	DZJM000486	Seal, White Reference	C		All
	2109	DZKN000207	Coil Spring, Ground	C		All
△	2110	DZMA002333	Base, ADF	C		All
	2111	DZKP000215	Plate Spring, ADF Input Tray	C		All
	2112	PJUIC0254Z	Bracket, ADF Mounting	C		All
	2113	DZMC000713	Cover, Hinge	C		All
	2114	DZJA000726	Stopper, Hinge	C		All
	2115	DZJM000449	Film, Hinge	C		All
	2116	DZJC000392	Carrier, Sleeve	C		All
	2117	DZJP000026	Felt	C		All
	2118	DZJC000391	Holder, Sleeve	C		All
	2119	DZJM000469	Sleeve, Right	C		All
	2120	DZJA000696	Bracket, Sensor	C		All
	2121	DZJM000475	Slider	C		All
	2122	DZLM000007	Bushing, P6L7.4	C		All
	2123	DZJM000888	Film, Front	C		All
	2124	DZJJ000009	Band	C		All
	2125	DZHP001664	Base, Stamp	C	For DP-8020E/8020P*	All
	2126	DZMA002329	Cover, ADF	C		All
	2127	DZJM001285	Film, Top Cover	C		All
	2128	DZKP000358	Spring, Plate	C		All
	2129	DZJM000429	Holder, Stamp	C		All
	2130	DZLA000080	Roller 1, Pinch	C		All
	2131	DZMA004372	Cover 2, Hinge	C		All

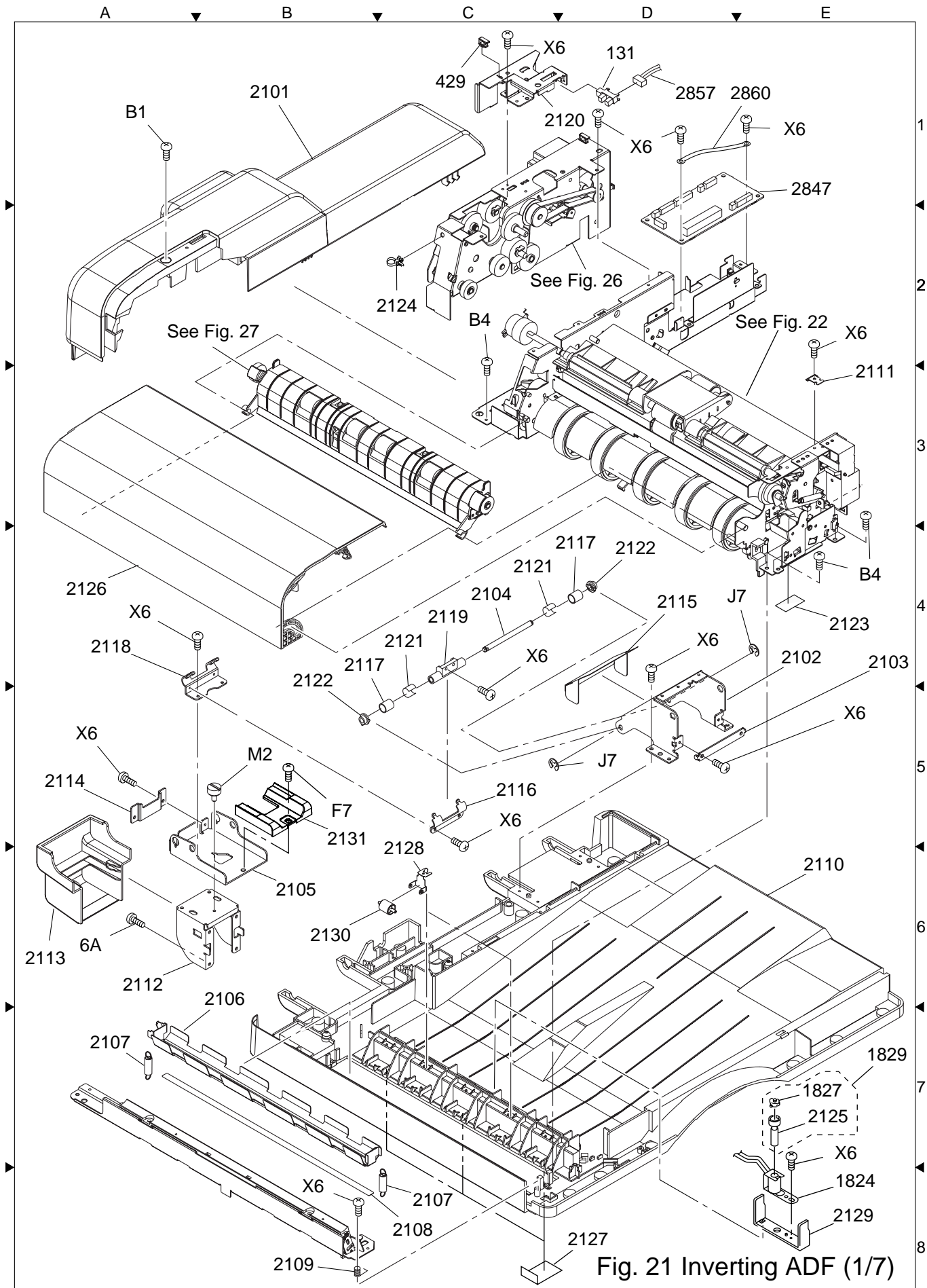


Fig. 21 Inverting ADF (1/7)

Safety Mark	Ref. No.	Part Number	Part Name	New Parts	Remarks	Destination
	131	DZAL000211	Sensor, Photo	C		All
	429	DZJK000045	Clamp	C		All
⚠	1824	L9AAAABA0002	Solenoid, Stamp	C	For DP-8020E/8020P*	All
	1827	DZHT000027	Stamp Head	C	For DP-8020E/8020P*	AUR
		DZHT000004				Other
	1829	DZHP000237	Assembly, Stamp	C	For DP-8020E/8020P*	AUR
		DZHP000240				Other
	2847	DZEC101648R	PC Board, ADF	C	For DP-8020E (RTL/PbF)	All
	2857	DZFP001674	Harness, B1 Sensor	C	For DP-8020E	All
	2860	DZFP001714	Harness, ADF-FG	C		All
	X6	XTB3+8JFJ	Screw	C		All
	J7	XUC4VM	E-Ring	C		All
	6A	XTB3+12GFJ	Screw	C		All
	B1	DZPB000007	Screw, Silver	C		All
	B4	XTB3+8JFI	Screw	C		All
	F7	XSN4+W10FN	Screw	C		All
	M2	DZPA000064	Screw, Thumb	C		All

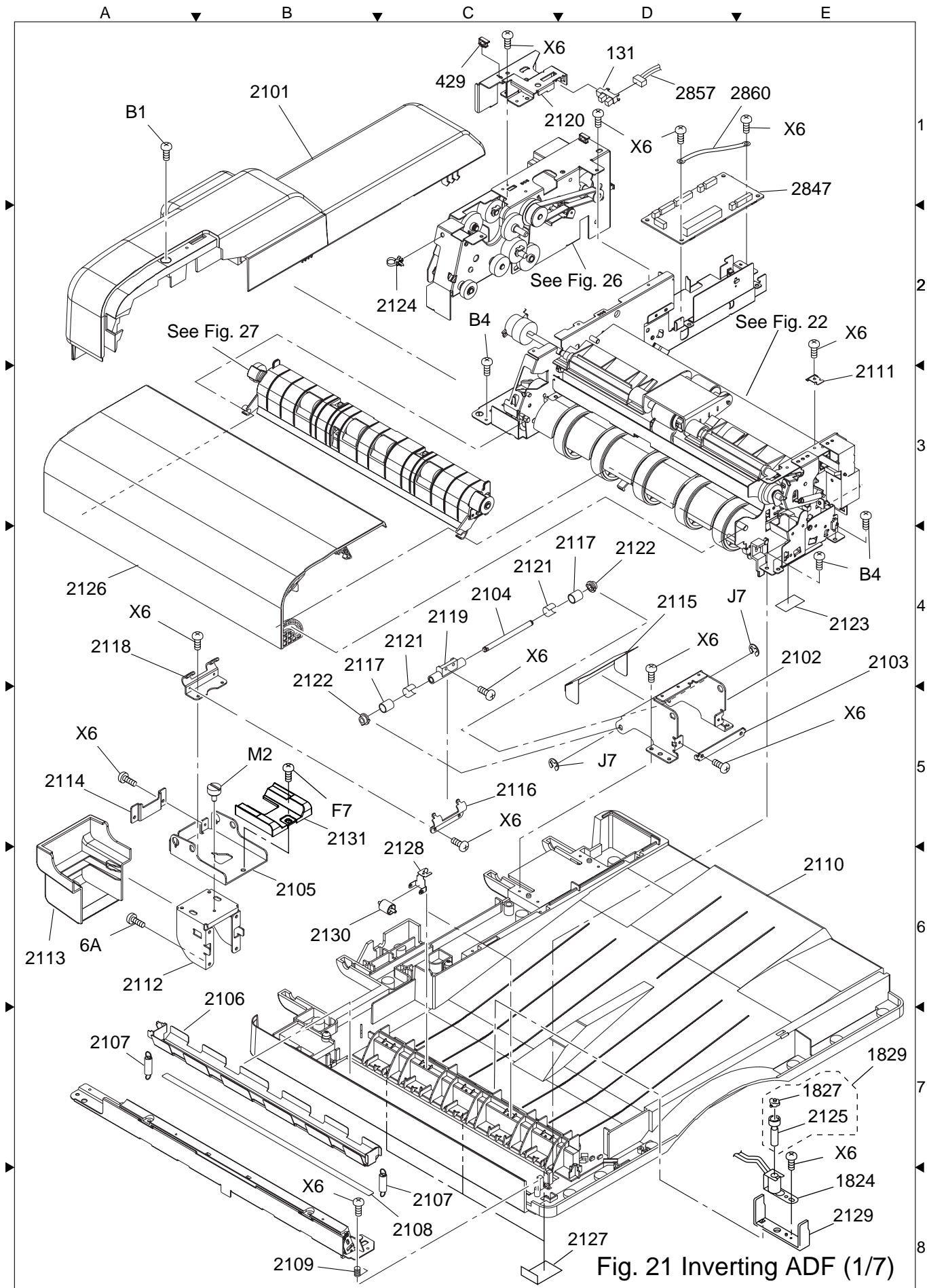


Fig. 21 Inverting ADF (1/7)

Safety Mark	Ref. No.	Part Number	Part Name	New Parts	Remarks	Destination
	2201	DZMA002341	Tray, ADF Input	C		PU, PUG
		DZMA002474				Other
	2202	DZMA004339	Guide, Original Rear	C		All
	2203	DZMA004338	Guide, Original Front	C		All
	2204	DZKQ000012	Spring, Actuator	C		All
	2205	DZJM000159	Base, Actuator	C		All
	2206	DZJA000699	Bracket, Actuator	C		All
	2207	DZMA002348	Rack, Original Guide	C		All
	2208	DZMA002343	Cover, ADF Tray Bottom	C		All
	2209	DZML000508	Tray, Sub	C		All
⚠	2210	DZMA002335	Cover, ADF Front	C		All
	2211	DZHP010765R	Assembly, ADF Tray	C		PU, PUG
		DZHP010766R				Except PU, PUG
	104	PJHEC0124Z	Pad, Scanning	C		All
	131	DZAL000211	Sensor, Photo	C		All
	1709	DZHC000057	Actuator, Original Length	C		All
	1710	DZLF000077	F Gear, D14	C		All
⚠	2110	DZMA002333	Base, ADF	C		All
	2111	DZKP000215	Plate Spring, ADF Input Tray	C		All
	2832	DZEC102304R	PC Board, SNS	C		All
	2856	DZFP001711	Harness, SNS	C	For DP-8020E	All
	X6	XTB3+8JFJ	Screw	C		All
	B1	DZPB000007	Screw, Silver	C		All
	E8	XTW3+10SFJ	Screw	C		All
	S9	FFPFJ0033B	Snap Ring	C		All
		DZJM000171 or				

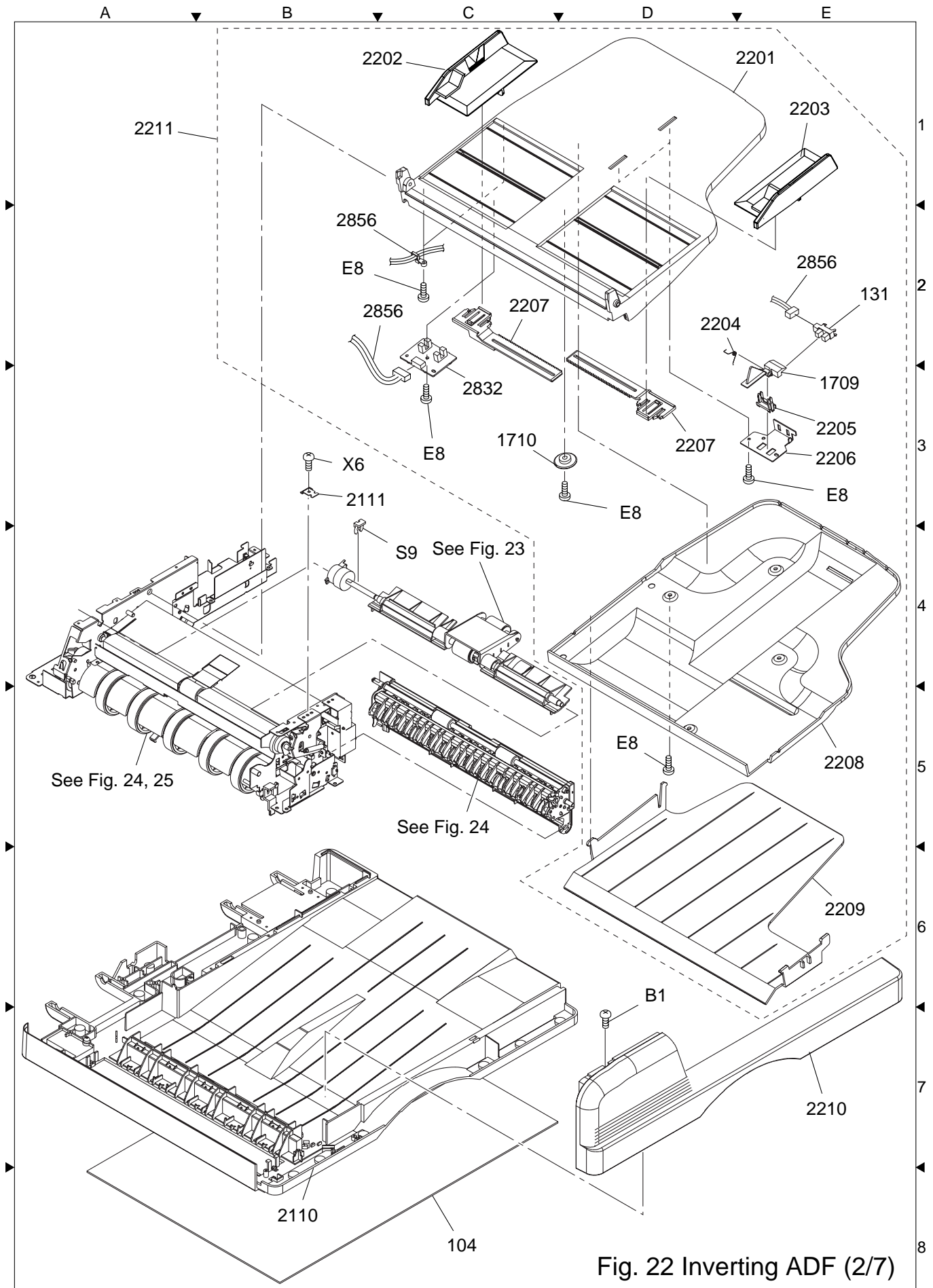


Fig. 22 Inverting ADF (2/7)

Safety Mark	Ref. No.	Part Number	Part Name	New Parts	Remarks	Destination
	2301	DZKG000422	Shaft, P8L	C		All
	2302	DZKG000423	Shaft, P8S	C		All
	2303	DZJM000434	Holder, Spring T	C		All
	2304	DZJM000435	Holder, Spring B	C		All
	2305	DZJA000694	Plate, Reinforcement B	C		All
	2306	DZJA000693	Plate, Reinforcement A	C		All
	2307	DZLF000382	Gear, E18	C		All
	2308	DZLF000036	Gear, E25	C		All
	2309	DZLF000028	Gear, E14E25	C		All
	2310	DZKG000109	Shaft, ADF	C		All
	2311	DZJM000411	Guide, Rear ADF	C		All
	2312	DZJM000410	Guide, Front ADF	C		All
	2313	DZJM000408	Holder, ADF	C		All
	2314	DZLA000205	Roller, ADF	C	PM	All
	2315	DZLF000329	Gear, ADF	C		All
	2316	DZKG000107	Shaft, Pre Feed Roller	C		All
	2317	DZKN000209	Spring, Latch	C		All
	2318	DZKN000231	Spring, Hinge Support	C		All
	2319	DZKQ000042	Spring, Introduction	C		All
	2320	DZKN000422	Spring, Hinge (Silver, i-ADF)	C		All
	2321	DZJL000115	Bushing	C		All
	2322	DZJA001471	Base, Left Hinge (A)	C		All
	2323	DZMG000018	Latch	C		All
⚠	2324	L9EAAJ000020	Clutch	C		All
⚠	2325	L9EAAJ000022	Clutch	C		All
	2326	DZPK000017	Washer	C		All
	2327	DZPG000001	Pin	C		All

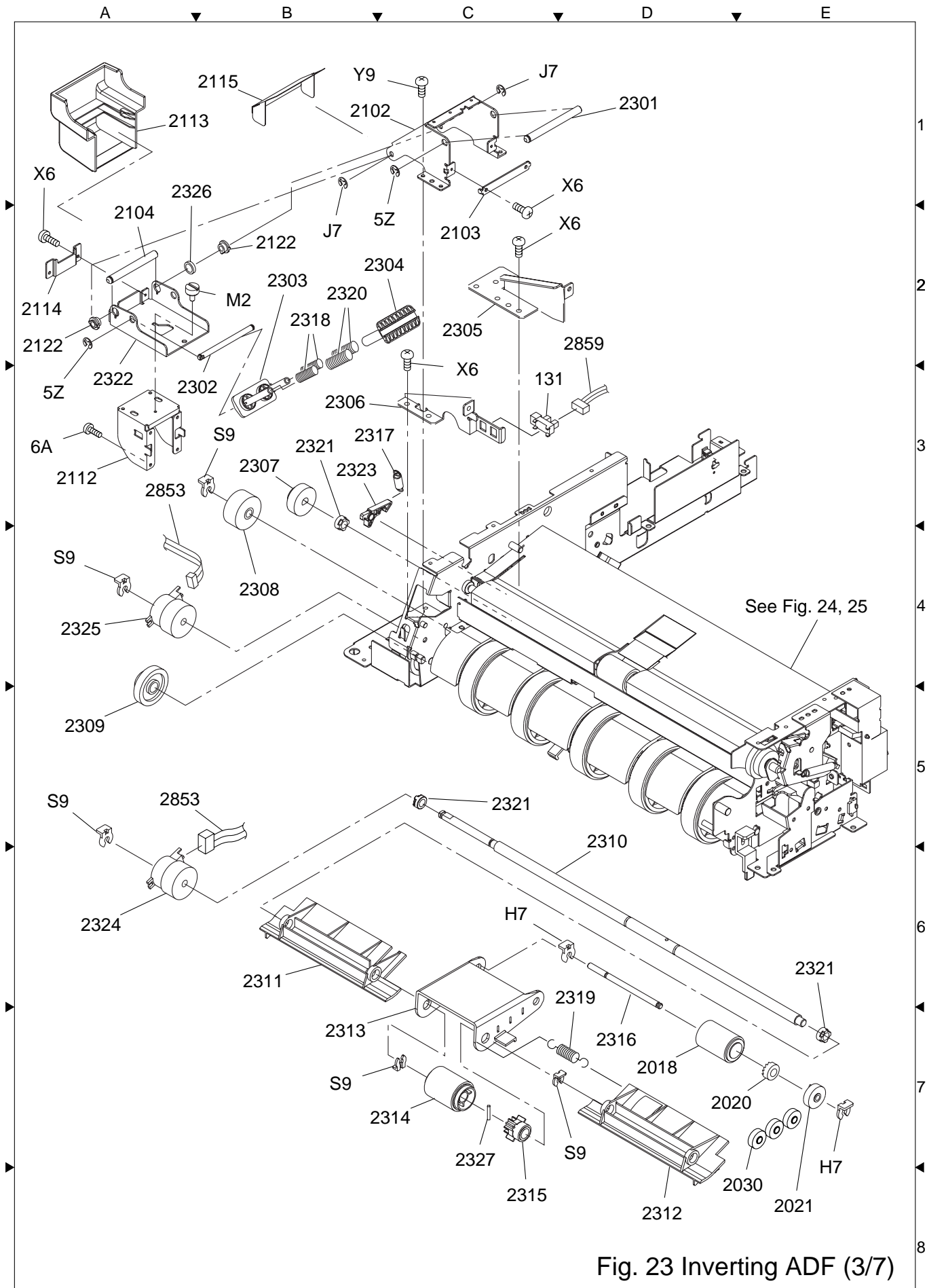


Fig. 23 Inverting ADF (3/7)

Safety Mark	Ref. No.	Part Number	Part Name	New Parts	Remarks	Destination
	131	DZAL000211	Sensor, Photo	C		All
	2018	DZLA000204	Roller, Pre Feed	C	PM	All
	2020	DZJM000414	Gear 2, Pre Feed	C		All
	2021	DZLF000330	Gear 1, Pre Feed	C		All
	2030	DZLF000385	F Gear, D16	C		All
	2102	DZJA001470	Hinge, Arm	C		All
	2103	DZJA001472	Plate, Reinforcement	C		All
	2104	DZKG000424	Shaft, P6	C		All
	2112	PJUIC0254Z	Bracket, ADF Mounting	C		All
	2113	DZMC000713	Cover, Hinge	C		All
	2114	DZJA000726	Stopper, Hinge	C		All
	2115	DZJM000449	Film, Hinge	C		All
	2122	DZLM000007	Bushing, P6L7.4	C		All
	2853	DZFP001705	Harness, ADF Motor and Clutch	C	For DP-8020E	All
	2859	DZFP001713	Harness, Exit Sensor	C	For DP-8020E	All
	X6	XTB3+8JFJ	Screw	C		All
	Y9	XYN4+F8FJ	Screw	C		All
	J7	XUC4VM	E-Ring	C		All
	5Z	XUC6VM	E-Ring	C		All
	6A	XTB3+12GFJ	Screw	C		All
	H7	FFPFJ0041B	Snap Ring	C		All
	M2	DZPA000064	Screw, Thumb	C		All
	S9	FFPFJ0033B	Snap Ring	C		All
		DZJM000171 or				

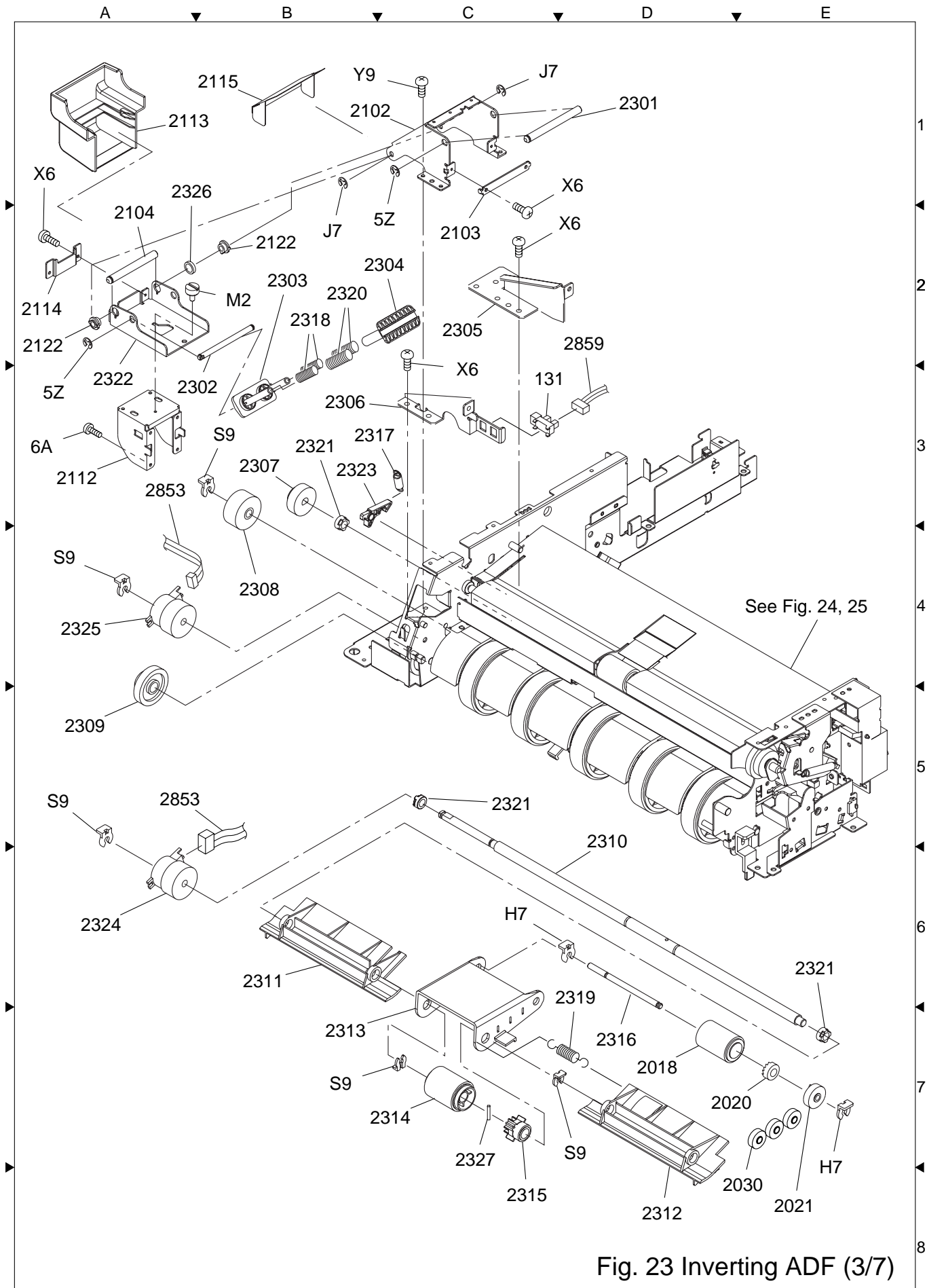


Fig. 23 Inverting ADF (3/7)

Safety Mark	Ref. No.	Part Number	Part Name	New Parts	Remarks	Destination
	2401	DZJA001460	Bracket, Front ADF	C		All
	2402	DZJA000679	Bracket, Solenoid	C		All
⚠	2403	L9AAAEGB0006	Solenoid	C		All
	2404	DZJM000412	Lever, Release	C		All
	2405	DZJM000432	Cover, Gear Bracket	C		All
	2406	DZLF000015	Gear, B44	C		All
	2407	DZKN000006	Coil Spring, Idle Gear	C		All
	2408	DZJM000431	Plate, Moving Gear	C		All
	2409	DZJA000697	Bracket, Moving Gear	C		All
	2410	DZLF000172	Gear, B42E27	C		All
⚠	2411	L9AABCEZ0001	Solenoid	C		All
	2412	DZKN000185	Spring, Reversing Guide 1	C		All
	2413	DZJA000685	Bracket, Reversing Guide 1	C		All
	2414	DZJM000422	Adjuster	C		All
	2415	DZJM000421	Joint	C		All
	2416	DZJA001462	Bracket, Reversing Guide 2	C		All
	2417	DZKN000188	Spring	C		All
	2418	DZFC001576	Connector 3	C		All
	2419	DZLF000327	Gear, B18	C		All
	2420	DZJM000430	Lever, Stopper	C		All
	2421	DZJM000477	Stopper, Rubber	C		All
	2422	DZLM000046	Bushing, P6	C		All
	2423	DZLF000332	Gear, E18 Drive	C		All
	2424	DZKP000205	Holder, Pinch Roller	C		All
	2425	DZKP000206	Plate Spring, Ground	C		All
	2426	DZJA001466	Bracket, Inverting Guide Front	C		All
	2427	DZJA001467	Bracket, Inverting Guide Rear	C		All
	2428	DZLA000383	Roller, Inverting Feed	C		All
	2429	DZMA002339	Cover, ADF Exit	C		All
	2430	DZJM000424	Guide, Inverting 2	C		All
	2431	DZJM000425	Guide, Duplex 2	C		All
	2432	DZJM000423	Guide, Inverting 1	C		All
	2433	DZKN000186	Spring, Duplex 2 Guide	C		All
	2434	DZJM000426	Lever, Duplex 2 Guide	C		All
	2435	DZFC001575	Connector, TR2	C		All
	1719	DZGT000007	Brush, Antistatic	C		All
	2130	DZLA000080	Roller 1, Pinch	C		All
	2317	DZKN000209	Spring, Latch	C		All
	2321	DZJL000115	Bushing	C		All
	2323	DZMG000018	Latch	C		All
	2855	DZFP001710	Harness, CLT	C	For DP-8020E	All
	X6	XTB3+8JFJ	Screw	C		All
	5M	XYN3+F4FJ	Screw	C		All
	H7	FFPFJ0041B	Snap Ring	C		All
	S9	FFPFJ0033B DZJM000171 or	Snap Ring	C		All

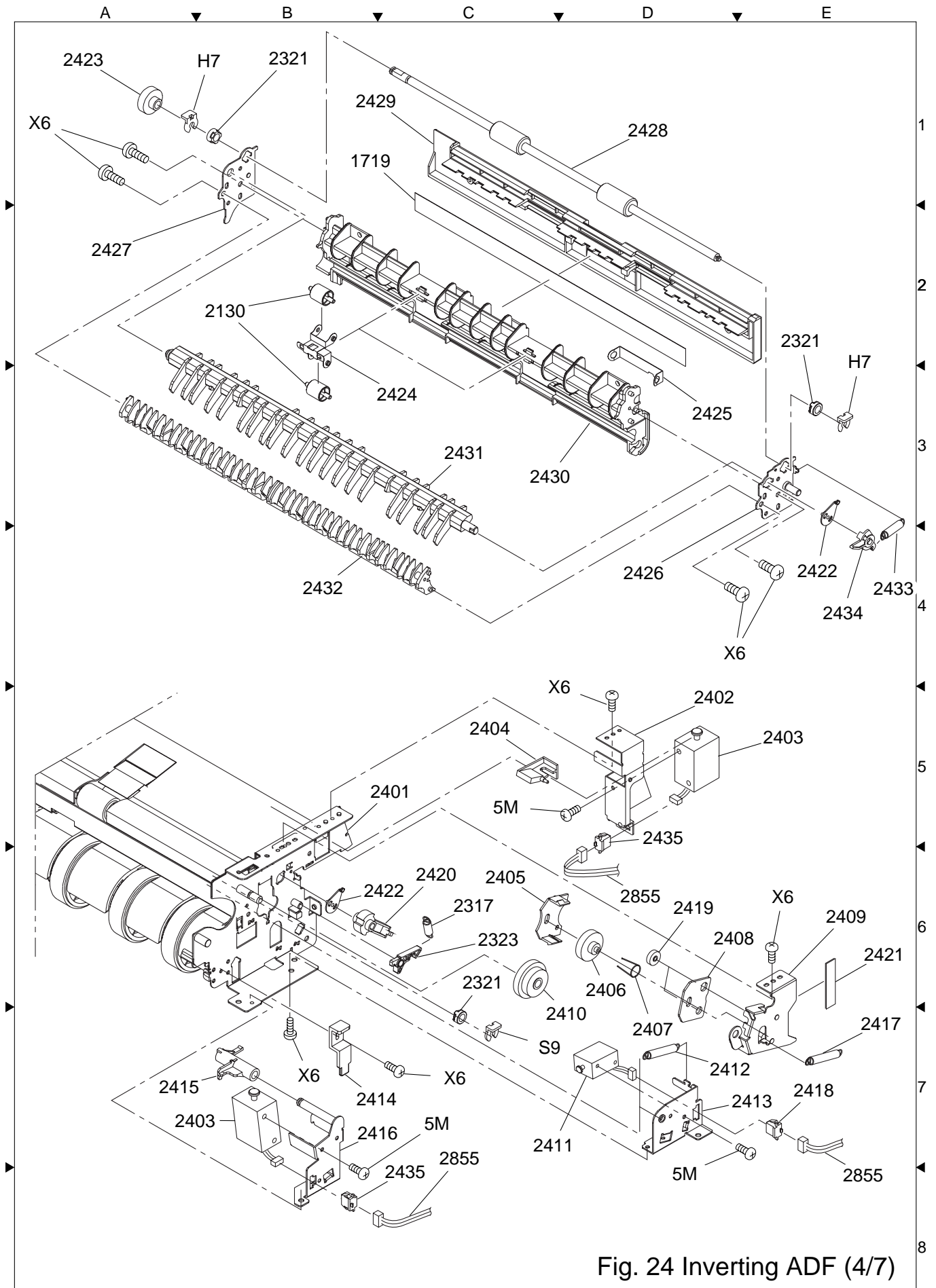


Fig. 24 Inverting ADF (4/7)

Safety Mark	Ref. No.	Part Number	Part Name	New Parts	Remarks	Destination
	2501	DZJA001459	Bracket, Rear ADF	C		All
	2502	DZJF000407	Guide, Upper ADF	C		All
	2503	DZKP000202	Plate Spring, Pinch Roller	C		All
	2504	DZJA001461	Plate, Release Lever	C		All
	2505	DZJF000408	Guide, Lower ADF	C		All
	2506	DZJM000409	Stopper, Original	C		All
	2507	DZKG000416	Shaft, Separation Roller	C		All
	2508	DZJM000415	Bushing	C		All
	2509	DZLA000206	Roller, Separation	C	PM	All
	2510	DZJM000416	Bushing, Torque Limiter	C	PM	All
	2511	DZKQ000031	Spring, Torque Limiter	C	PM	All
	2512	DZKN000184	Spring, Separation Roller	C		All
	2513	DZJM000413	Holder, Separation Roller	C		All
	2514	DZJM000442	Film, ADF Pre Feed	C		All
	2515	DZLA000382	Roller, Exit 3	C		All
	2516	DZJM000420	Guide 1, Reversing	C		All
	2517	DZLA000381	Roller, Feed 2	C		All
	2518	DZJM000418	Guide, Feed 2 Roller	C		All
	2519	DZJM000419	Holder, Sensor C	C		All
	2520	DZHC000105	Actuator, Sensor C	C		All
	2521	DZJA000684	Holder, Sensor B2	C		All
	2522	DZHC000104	Actuator, Sensor B2	C		All
	2523	DZJM000491	Film, Reversing Guide 1	C		All
	2524	DZKR000024	Spring, Sensor B2	C		All
	2525	DZHP003955	Assembly, Torque Limiter	C		All
	131	DZAL000211	Sensor, Photo	C		All
	430	DZJK000046	Clamp	C		All
	1719	DZGT000007	Brush, Antistatic	C		All
	2032	DZKM000020	Sheet, ADF	C		All
	2123	DZJM000888	Film, F	C		All
	2124	DZJJ000009	Band	C		All
	2130	DZLA000080	Roller 1, Pinch	C		All
	2305	DZJA000694	Plate, Reinforcement B	C		All
	2307	DZLF000382	Gear, E18	C		All
	2321	DZJL000115	Bushing	C		All
⚠	2325	L9EAAJ000022	Clutch	C		All
	2401	DZJA001460	Bracket, Front ADF	C		All
	2404	DZJM000412	Lever, Release	C		All
	2420	DZJM000430	Lever, Stopper	C		All
	2422	DZLM000046	Bush, P6	C		All
	2858	DZFP001712	Harness, Read Point Sensor	C	For DP-8020E	All
	2859	DZFP001713	Harness, Exit Sensor	C	For DP-8020E	All
	X6	XTB3+8JFJ	Screw	C		All
	S9	FFPFJ0033B	Snap Ring	C		All
		DZJM000171 or				

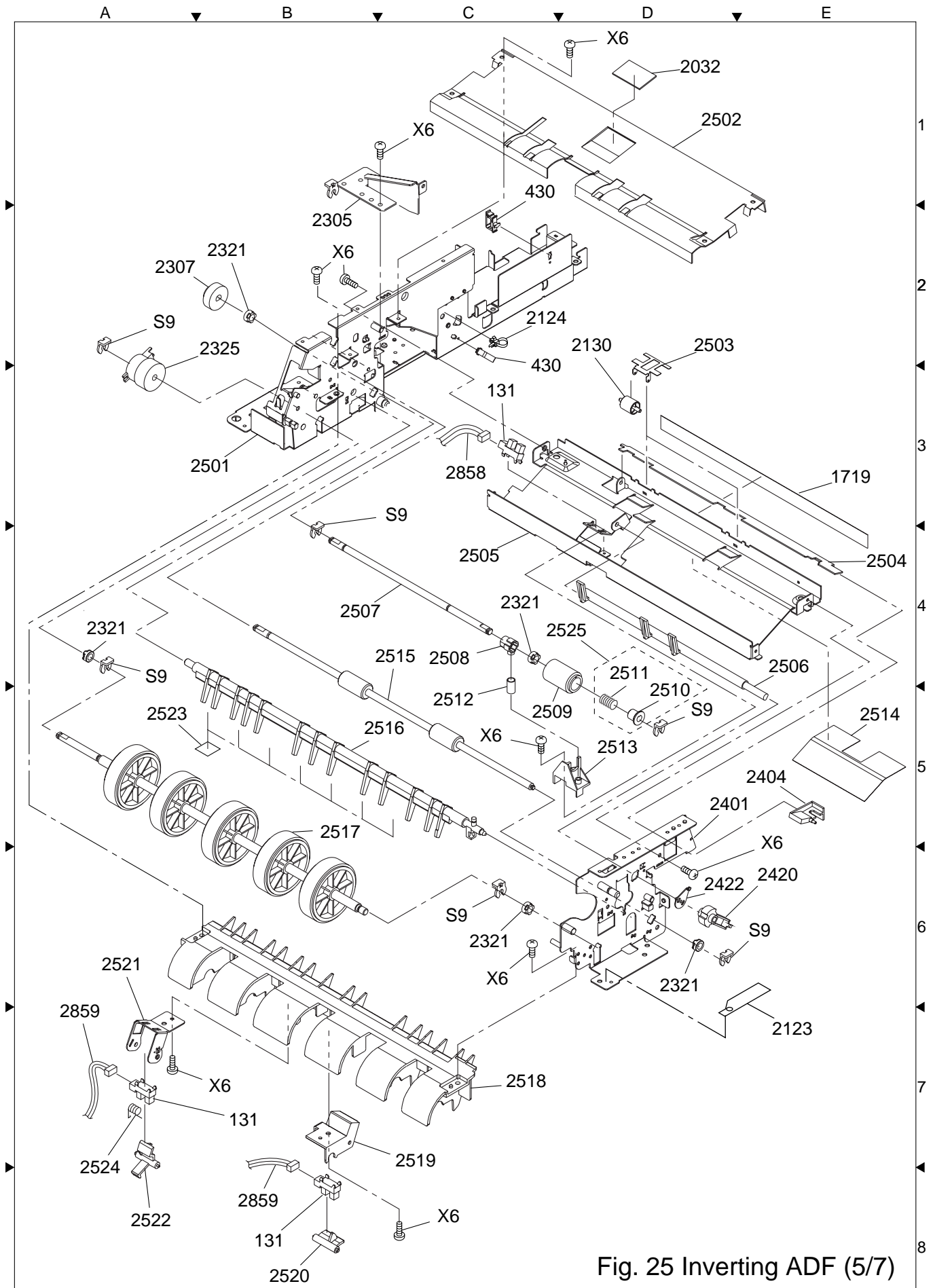


Fig. 25 Inverting ADF (5/7)

Safety Mark	Ref. No.	Part Number	Part Name	New Parts	Remarks	Destination
⚠	2601	L6HBJJGB0001	Motor, ADF	C		All
	2602	DZJA000695	Bracket, Gear	C		All
	2603	DZKG000113	Shaft	C		All
	2604	DZLF000331	Gear, E26S35 Drive	C		All
	2605	DZLF000283	Gear, E29	C		All
	2606	DZLF000333	Gear, E21E27	C		All
	2607	DZLF000335	Gear, D24E18	C		All
	2608	DZLF000008	Gear, D16	C		All
	2609	DZLF000191	Gear, D24E18	C		All
	2610	DZJA001468	Bracket, Motor	C		All
	2611	DZLB000013	Pulley	C		All
	2612	DZLK000013	Belt 2, Timing	C		All
	2613	DZJA001469	Bracket, Pulley	C		All
	2614	DZKG000114	Shaft 1, Drive	C		All
	2615	DZKG000115	Shaft 2, Drive	C		All
	2616	DZLF000334	Gear, E21 Drive	C		All
	2617	DZJA000675	Bracket, Actuator	C		All
	2619	DZKN000126	Spring, Gear	C		All
	2620	DZJA000681	Bracket, Rear ADF Cover	C		All
	2621	DZJA000680	Bracket, Front ADF Cover	C		All
	2622	DZHC000102	Actuator 2	C		All
	2623	DZKG000108	Shaft, Pinch Roller	C		All
	2624	DZLA000211	Roller 2, Pinch	C		All
	2625	DZKP000204	Plate Spring 2, Discharge	C		All
	2626	DZJA000677	Plate 1, Adjustment	C		All
	2627	DZHC000103	Actuator 3	C		All
	2628	DZJM000407	Cover, Sub ADF	C		All
	2629	DZKP000200	Plate Spring, Pinch Roller	C		All
	2630	DZJM000476	Sponge	C		All
	2631	DZKQ000051	Spring, B1 Sensor	C		All
	2632	L9EAAJ000021	Clutch	C		All
	131	DZAL000211	Sensor, Photo	C		All
	429	DZJK000045	Clamp	C		All
	430	DZJK000046	Clamp	C		All
	2126	DZMA002329	Cover, ADF	C		All
	2308	DZLF000036	Gear, E25	C		All
	2321	DZJL000115	Bushing	C		All
	2323	DZMG000018	Latch	C		All
	2423	DZLF000332	Gear, E18 Drive	C		All
	2853	DZFP001705	Harness, ADF Motor and Clutch	C	For DP-8020E	All
	2854	DZFP001672	Harness, ADF Clutch	C	For DP-8020E	All
	2857	DZFP001674	Harness, B1 Sensor	C	For DP-8020E	All
	X6	XTB3+8JFJ	Screw	C		All
	Y9	XYN4+F8FJ	Screw	C		All
	S9	FFPFJ0033B	Snap Ring	C		All
		DZJM000171 or				

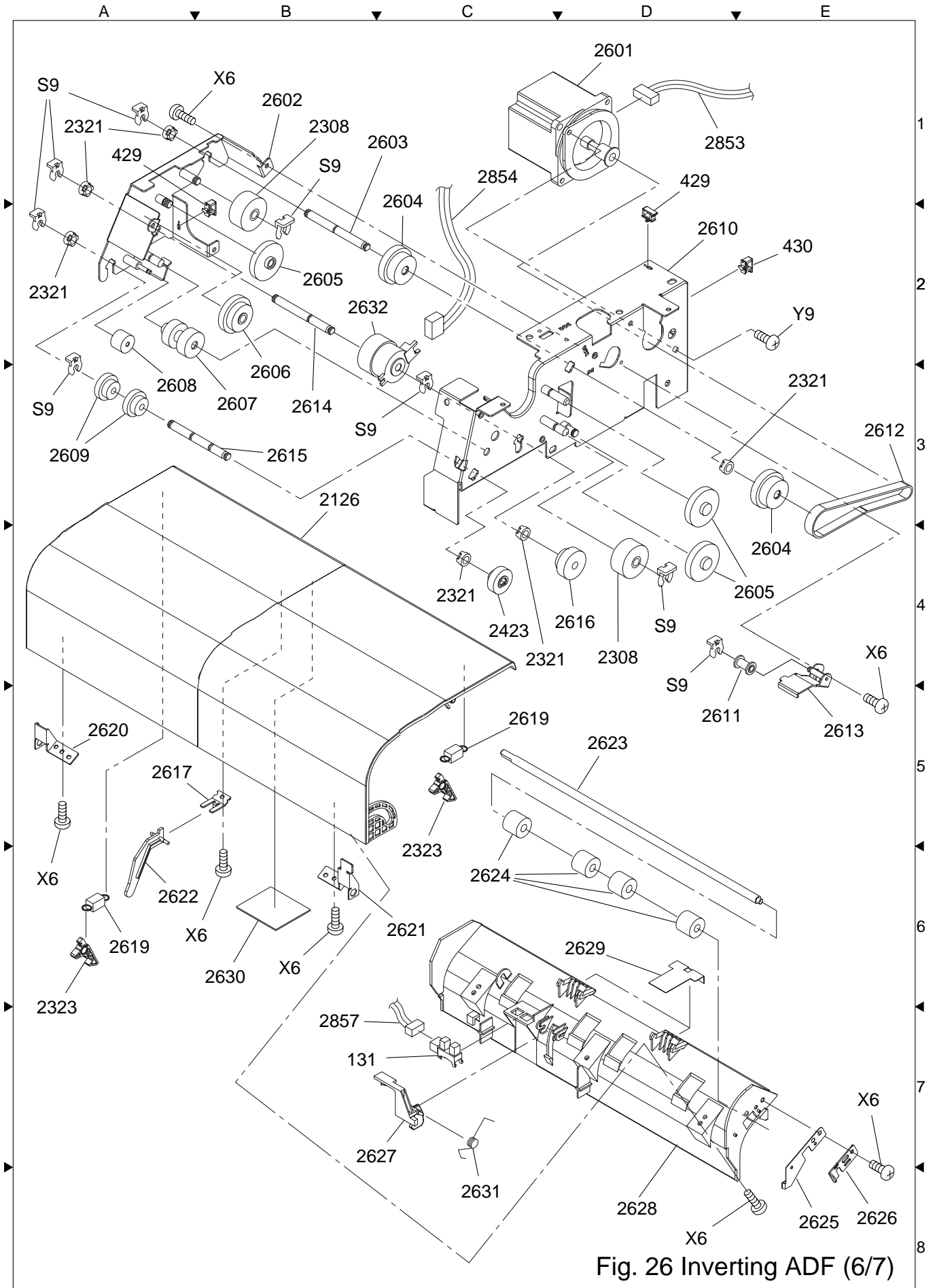


Fig. 26 Inverting ADF (6/7)

Safety Mark	Ref. No.	Part Number	Part Name	New Parts	Remarks	Destination
	2701	DZJM000427	Guide, Upper Feed	C		All
	2702	DZJA000688	Guide, Skew	C		All
	2703	DZKG000112	Shaft, Drive Pinch	C		All
	2704	DZKP000207	Plate Spring, Drive	C		All
	2705	DZJF000409	Guide, Sub Top	C		All
	2706	DZLA000384	Roller, Drive	C		All
	2707	DZJM001230	Guide, Lower Feed	C		All
	2708	DZKP000203	Plate Spring, Discharge	C		All
	2709	DZJA000678	Plate, Adjustment 2	C		All
	2710	DZKP000201	Plate Spring, Pinch 1	C		All
	2711	DZJM000406	Guide, Inverting Feed	C		All
	2712	DZKG000110	Shaft, Pinch 2	C		All
	2713	DZJM001284	Guide, Film A	C		All
	2714	DZJM001283	Sheet, Guide 2	C		All
	2321	DZJL000115	Bushing	C		All
	2423	DZLF000332	Gear, E18 Drive	C		All
	2624	DZLA000211	Roller 2, Pinch	C		All
	X6	XTB3+8JFJ	Screw	C		All

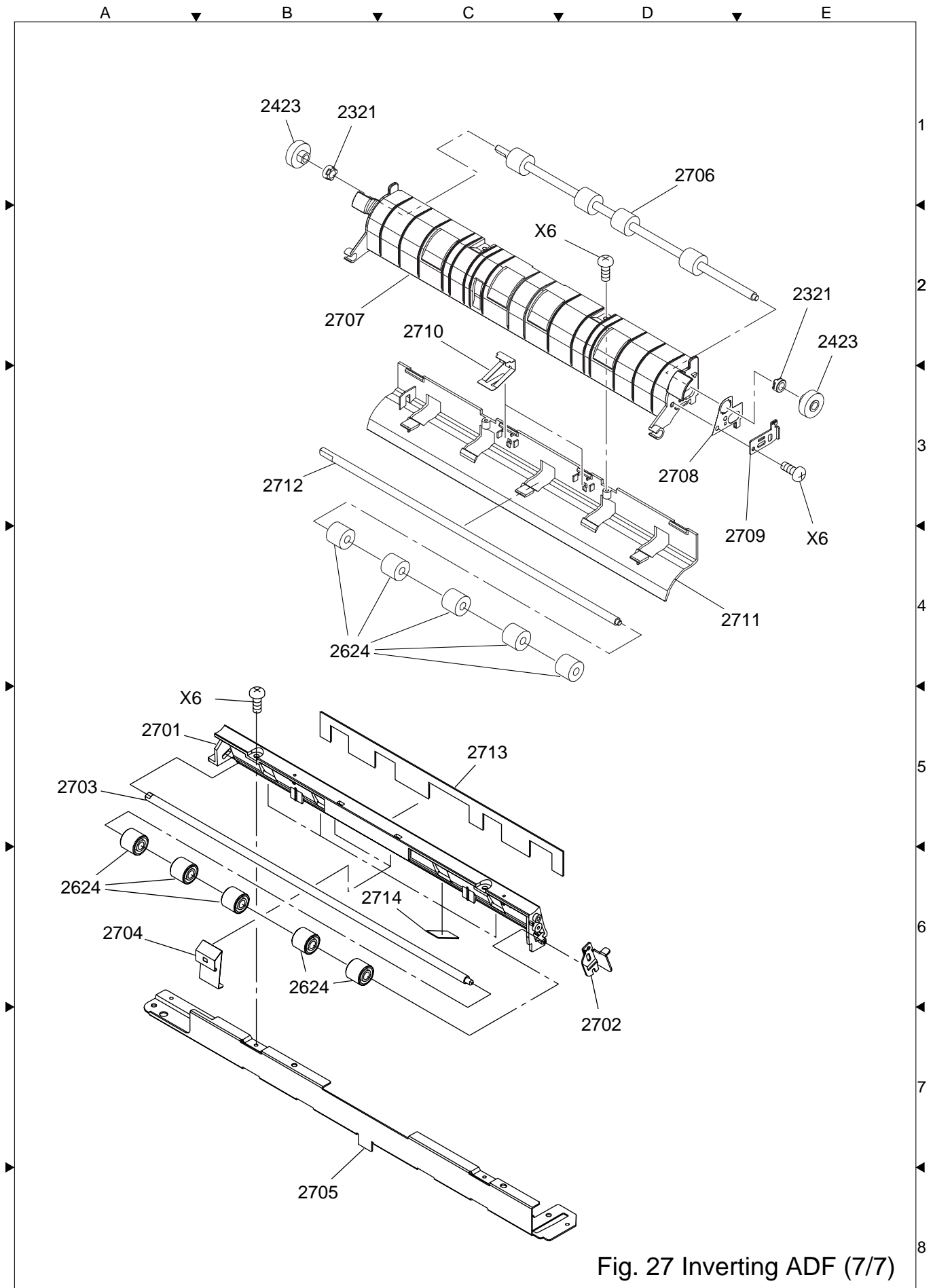


Fig. 27 Inverting ADF (7/7)

1.17. PC Boards/Harnesses

Safety Mark	Ref. No.	Part Number	Part Name	New Parts	Remarks	Destination
	2801	DZEC104116	PC Board, SC	N	For DP-8016P (RTL/PbF)	PU, PUG
		DZEC104134				PA
		DZEC104119				PB, PY
		DZEC104125				PF
		DZEC104137				PK
		DZEC104122				PM
		DZEC104131				PP
		DZEC104128				PS
		DZEC104140				PT
		DZEC104117			For DP-8020P* (RTL/PbF)	PU, PUG
		DZEC104135				PA
		DZEC104120				PB, PY
		DZEC104126				PF
		DZEC104138				PK
		DZEC104123				PM
		DZEC104132				PP
		DZEC104129				PS
		DZEC104141				PT
		DZEC104118			For DP-8020E (RTL/PbF)	PU, PUG
		DZEC104136				PA
		DZEC104121				PB, PY
		DZEC104127				PF
		DZEC104139				PK
		DZEC104124				PM
	DZEC104133	PP				
	DZEC104130	PS				
	DZEC104142	PT				
	2802	DZEC104147	PC Board, SPC	N	RTL/PbF	All
	2803	DZEC102176R	PC Board, DC	C	RTL/PbF	All
	2804	PJWPF2740AZ	PC Board, RLB	C		All
	2806	DZEC102751R	PC Board, WTS	C		All
	2810	DZFP001634	Harness, PNL1	C	For DP-8020E	All
		DZFP001635			For DP-8020P*	All
		DZFP001636			For DP-8016P	All
	2811	DZFP001622	Harness, CCD	C		All
	2812	DZFP001632	Harness, DC	C		All
	2813	DZFP001651	Harness, HDD	C		All
	2814	DZFP001623	Harness, LSU 2	C		PU, PT, PK, PUG
		DZFP002105	Harness, LSU 2B			Except PU, PT, PK, PUG
	2815	DZFP001587	Harness, PS	C		All
	2816	DZFP001620	Harness, SC-SPC	C		All
	2817	DZFP001598	Harness, SNS	C		All
	2818	DZFP001589	Harness, Thermistor 2	C		All
	2819	DZFP001595	Harness, WTS	C		All

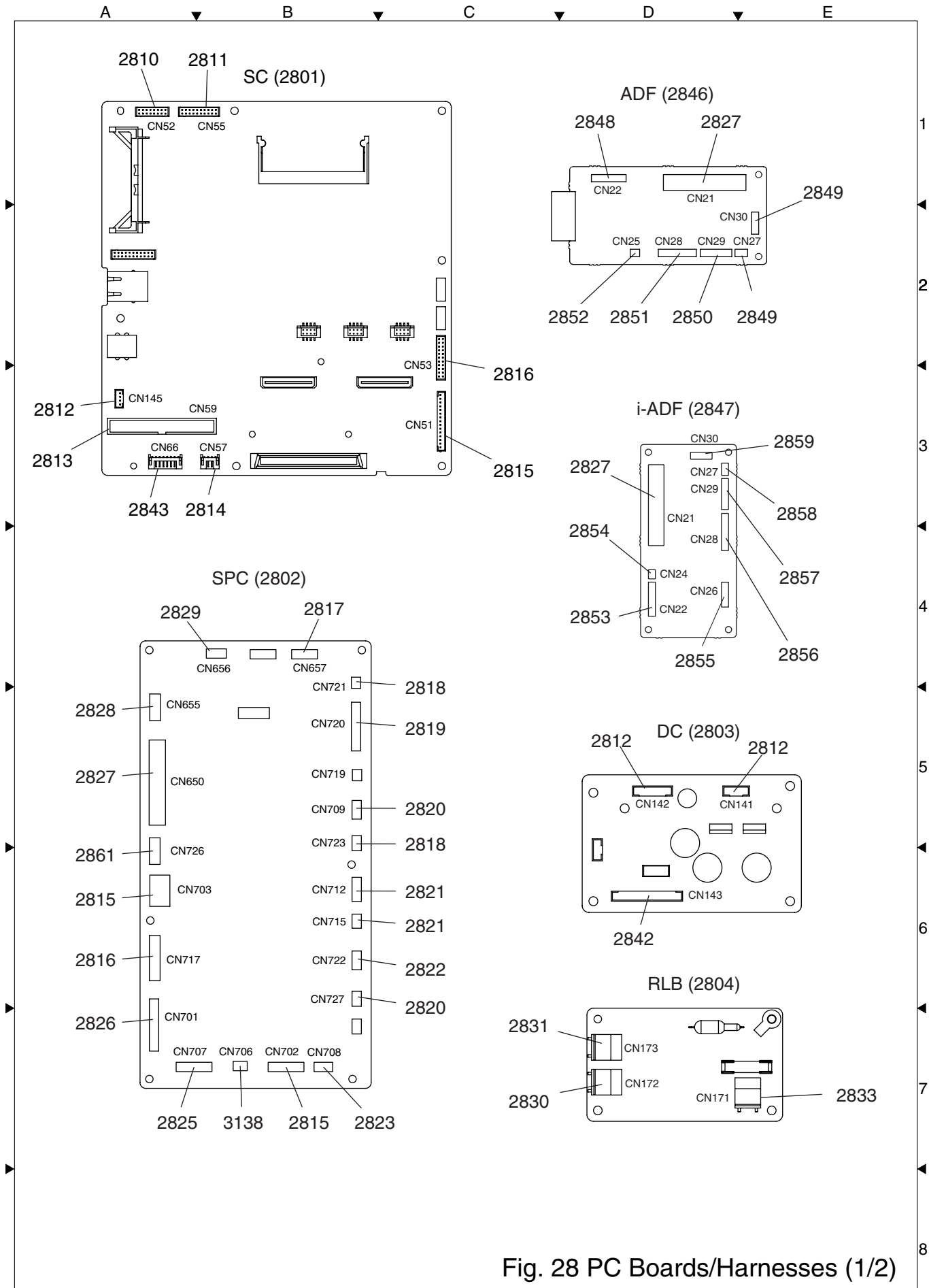


Fig. 28 PC Boards/Harnesses (1/2)

Safety Mark	Ref. No.	Part Number	Part Name	New Parts	Remarks	Destination
	2820	DZFP001597	Harness, Paper Tray Sensor	C		All
	2821	DZFP001592	Harness, SSN	C		All
	2822	DZFP001603	Harness, BSMT	C		All
	2823	DZFP001588	Harness, ILS	C		All
	2825	DZFP001611	Harness, Paper Tray 2	C		All
	2826	DZFP001596	Harness, LSU 1	C		PU, PT, PK, PUG
		DZFP002104	Harness, LSU 1B			Except PU, PT, PK, PUG
	2827	DZFP001969	Harness, ADF	C	For DP-8020E	All
		DZFP001971	Harness, i-ADF			PK, PT, PU, PUG
		DZFP001377				Other
	2828	DZFP001593	Harness, SCN	C		All
	2829	DZFP001594	Harness, INV	C		All
	2830	DZFP001639	Harness, PTC-AC 1	C		All
	2831	DZFP001641	Harness, PTC-AC 3	C		All
	2833	DZFP001653	Harness, RLB	C		All
	2842	DZFP001633	Harness, HDDPS	C		All
	2843	DZFP001624	Harness, CSS	C		All
	2846	DZEC102303R	PC Board, ADF	C	RTL/PbF	All
	2847	DZEC101648R	PC Board, ADF	C	For DP-8020E (RTL/PbF)	All
	2848	DZFP001964	Harness, ADF Motor	C		All
	2849	DZFP001965	Harness, PNT/REV	C		All
	2850	DZFP001966	Harness, Open Switch	C		All
	2851	DZFP001968	Harness, ADF SNS	C		All
	2852	DZFP001967	Harness, Stamp	C	For DP-8020E/8020P*	All
	2853	DZFP001705	Harness, ADF Motor and Clutch	C	For DP-8020E	All
	2854	DZFP001672	Harness, ADF Clutch	C	For DP-8020E	All
	2855	DZFP001710	Harness, CLT	C	For DP-8020E	All
	2856	DZFP001711	Harness, SNS	C	For DP-8020E	All
	2857	DZFP001674	Harness, B1 Sensor	C	For DP-8020E	All
	2858	DZFP001712	Harness, Read Point Sensor	C	For DP-8020E	All
	2859	DZFP001713	Harness, Exit Sensor	C	For DP-8020E	All
	2861	DZFP001902	Harness, KEY	C		All
⚠	3138	PJWQF2120PB	Assembly, Lift Motor	C		All

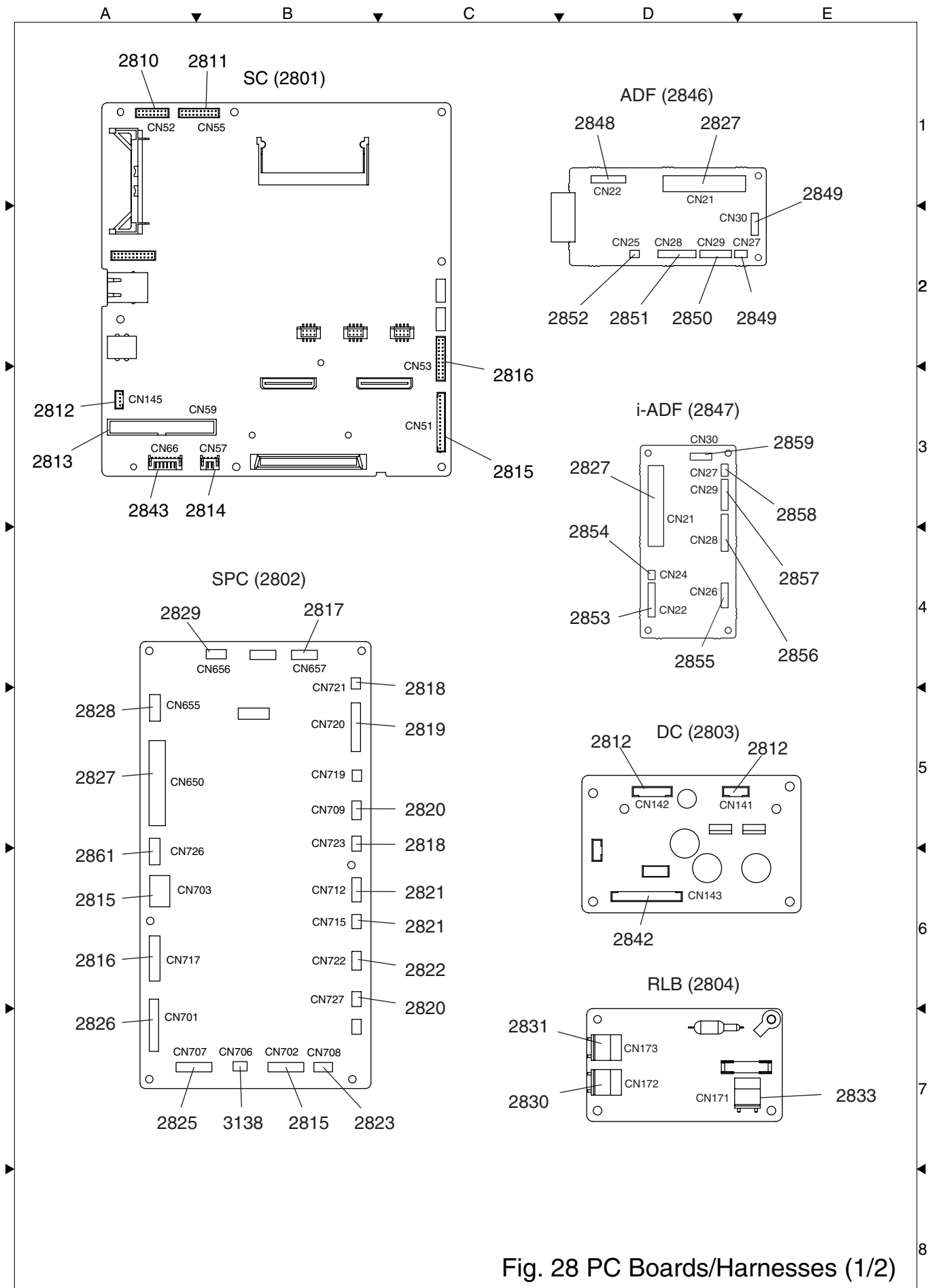


Fig. 28 PC Boards/Harnesses (1/2)

Safety Mark	Ref. No.	Part Number	Part Name	New Parts	Remarks	Destination
⚠	2901	ETXDN478AAEA	PC Board, PS	C		PU, PUG, PT
		ETXDN478EAEC		N		PK
		ETXDN478EAEA		C		Except PU, PUG, PT, PK
⚠	2902	DZEC103793	PC Board, MJR	C	RTL/PbF	AUR
		DZEC103795				AAR, ABR, AGR AHR, AJR, ALR AMR, APR, ARR AVR, EER, ENR YGR, YPR, YXR
		DZEC103797				Except AAR, ABR, AGR AHR, AJR, ALR AMR, APR, ARR AUR, AVR, EER ENR, YGR, YPR YXR
⚠	2903	DZEC103116R	PC Board, FXB	C	RTL/PbF	AUR
		DZEC103117R				Except AUR
	2904	DZEC102911R	PC Board, PNL1	C	RTL/PbF	All
	2906	DZEC102913R	PC Board, PNL3	C		All
	2908	DZEC103665	PC Board, CST2	C	RTL/PbF	All
	2909	DZEC102749R	PC Board, CST3	C	RTL/PbF	All
	2910	DZEC102917R	PC Board, SSN	C		Except PK, PT
		DZEC103157R				PK, PT
	2911	DZFP001617	Harness, HV 2	C		All
	2912	DZFP001602	Harness, HV 1	C		All
	2913	DZFP001599	Harness, ACIN	C		All
	2914	DZFP001600	Harness, ACSW	C		All
	2915	DZFP001630	Harness, MJR-FXB	C		All
	2916	DZFP001627	Harness, PNL1-PNL3 A	C		All
	2917	DZFP001628	Harness, PNL1-PNL3 B	C		All
	2918	DZFP001629	Harness, PNL1-PNL4	C		All
	2919	DZFP001614	Harness, Paper Tray Sensor 2	C		All
	2920	DZFP001613	Harness, CL2	C		All
	2921	DZFP001612	Harness, Paper Tray 3	C		All
	2922	DZFP001615	Harness, CL3	C		All
	2923	DZFP001533	Harness, PNL2 1	C		All
	2924	DZFP001534	Harness, PNL2 2	C		All
	2925	DZFP001601	Harness, HT	C		All
	519	MGG03204Z03	LCD Module	C		All
	2810	DZFP001634	Harness, PNL1	C	For DP-8020E	All
		DZFP001635			For DP-8020P*	All
		DZFP001636			For DP-8016P	All
	2815	DZFP001587	Harness, PS	C		All
	2825	DZFP001611	Harness, Paper Tray 2	C		All
	2833	DZFP001653	Harness, RLB	C		All

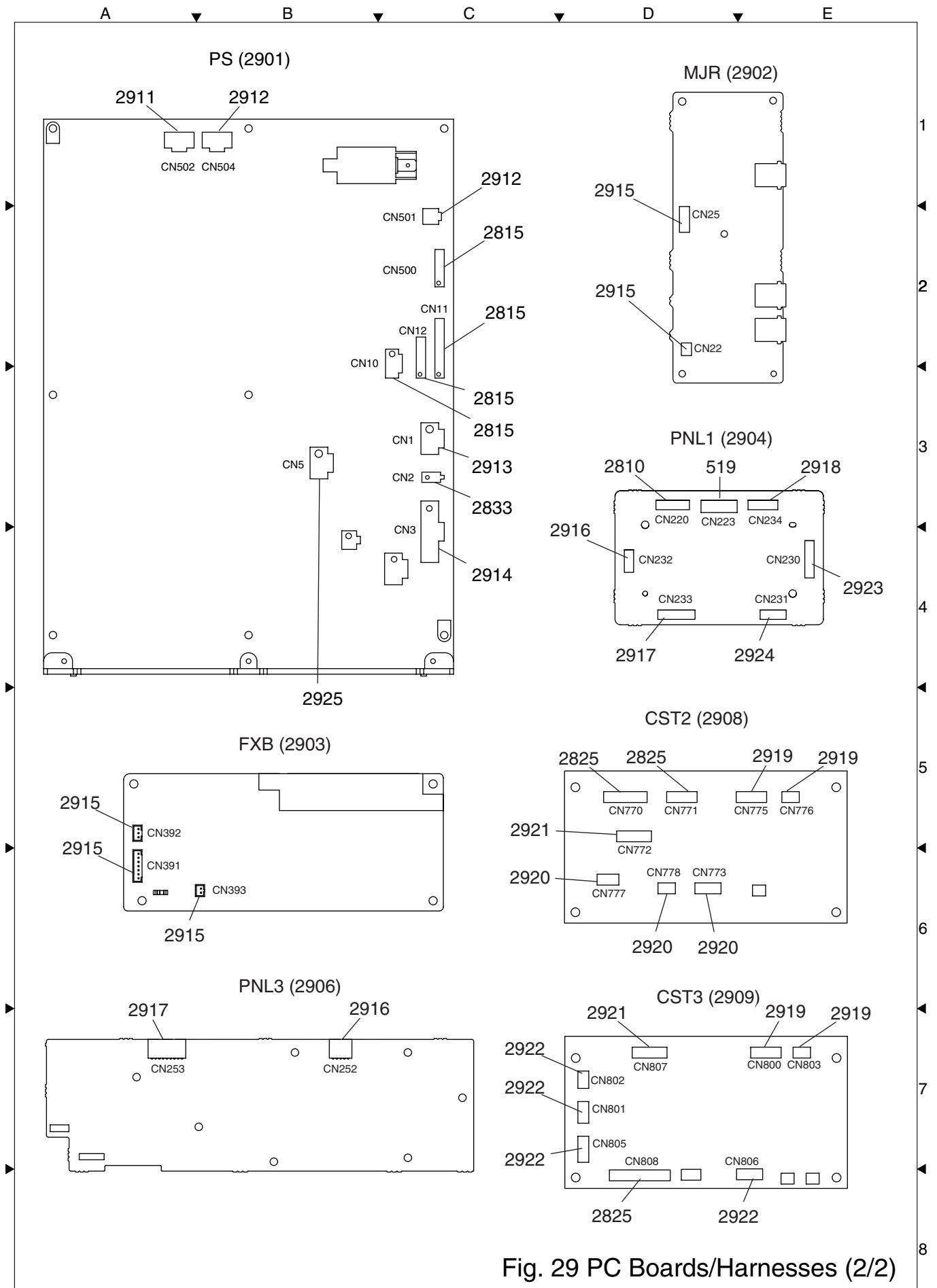


Fig. 29 PC Boards/Harnesses (2/2)

1.18. 2nd/4th Paper Tray

Safety Mark	Ref. No.	Part Number	Part Name	New Parts	Remarks	Destination
	3001	DZJE001196	Cover, Front Paper Tray	C		All
	3002	DZMA004431	Cover, Right Paper Tray	C		All
	3003	DZJD000040	Bracket, Right Post	C		All
⚠	3004	DZMA004432	Cover, Rear Paper Tray	C		All
	3005	DZJB000436	Bracket, Rear Upper	C		All
	3006	DZJB000437	Bracket, Rear Center	C		All
	3007	DZMB000024	Bracket, Rear Lower Right	C		All
	3008	DZMB000025	Bracket, Rear Lower Left	C		All
	3009	DZJA001400	Bracket, Drive Cover	C		All
	3010	DZJH000126	Bracket, Paper Feed	C		All
	3011	DZJB000427	Base, Right Paper Tray	C		All
	3012	DZJB000428	Bracket, Paper Tray Base	C		All
	3013	DZJD000042	Bracket, Front Post	C		All
	3014	DZJB000435	Base, Left Paper Tray	C		All
	3015	DZMB000026	Cover, Jam Access	C		All
	3016	DZLA000198	Roller, Paper Tray	C		All
	3017	DZJF000489	Leg, Gum	C		All
	3018	DZMG000041	Catcher, Magnet	C		All
	3020	DZKP000084	Spring, Pinch Roller	C		All
	3021	DZJM001349	Sheet, Paper Guide	C		All
	3022	DZJM001322	Guide, Paper	C		All
	3023	DZJD000041	Bracket, Left Post	C		All
	3024	DZKP000388	Spring, Ground	C		All
	618	DZLM000213	Bushing	C		All
	629	DZLA000366	Roller, Reverse	C	PM	All
	631	DZKK000129	Arm, Reverse	C		All
	632	DZJA001420	Bracket, Reverse	C		All
	633	DZKG000405	Shaft, Reverse	C		All
	686	DZKN000416	Spring, Reverse	C		All
	690	DZHP010738	Torque Limiter 1	C	PM	All
	931	DZMC000821	Plate, Base	C		All
	1619	PJRCC0004Z	Label, Sensor	C		All
	2130	DZLA000080	Roller 1, Pinch	C		All
	3113	DZJE001206	Cover, Heater	C		All
	3117	DZJK000017	Edge Saddle	C		All
	S6	DZPA000086	Screw	C		All
	S9	FFPFJ0033B	Snap Ring	C		All
		DZJM000171 or				
	X8	XTB3+8GFJ	Screw	C		All
	Y2	XTB3+6FFJ-RP	Screw	C		All
	Y3	XTW3+6LFJ	Screw	C		All

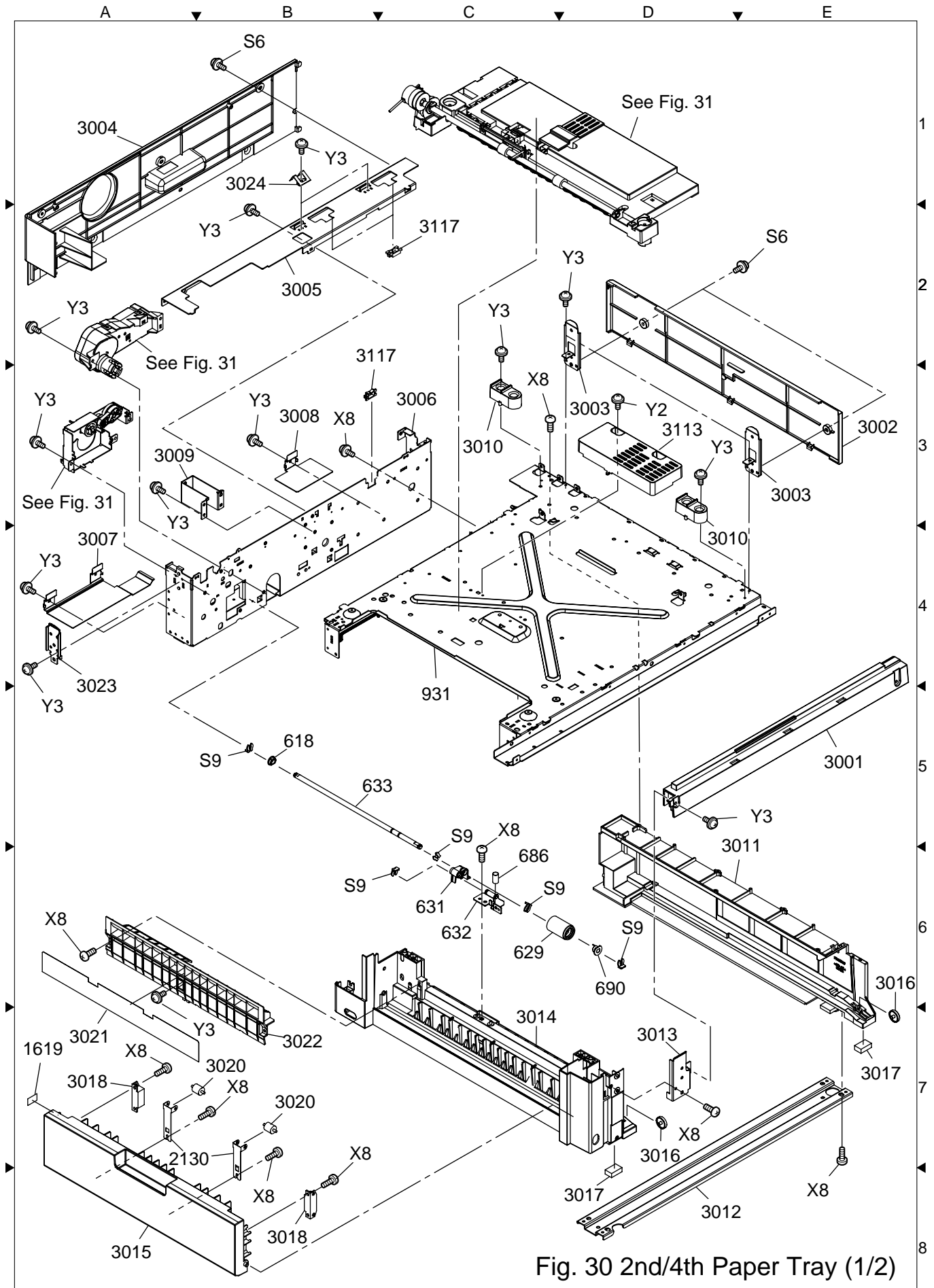


Fig. 30 2nd/4th Paper Tray (1/2)

Safety Mark	Ref. No.	Part Number	Part Name	New Parts	Remarks	Destination
	3101	DZJM001321	Guide, Paper Tray	C		All
	3102	DZKK000123	Actuator, 2nd Paper Feed	C		All
	3103	DZKQ000106	Spring, Return	C		All
	3104	DZLA000359	Roller, Intermediate	C		All
	3105	FFPMQ0536	Bushing, 8 Metal	C		All
	3106	DZLF000740	Gear 1, OP Paper Tray Idle	C		All
	3108	DZKK000128	Arm, OP Paper Tray Connect	C		All
	3109	DZKQ000115	Spring, OP Drive	C		All
	3110	DZLF000726	Gear 1, Exit Idle	C		All
	3111	DZLF000741	Gear 3, OP Paper Tray Idle	C		All
	3112	DZHP009928	Assembly, OP Paper Tray Plate	C		All
	3113	DZJE001206	Cover, Heater	C		All
	3114	DZJE001205	Holder, Heater	C		All
	3115	DZJK000067	Clamp	C		All
	3116	DZJK000068	Clamp	C		All
	3117	DZJK000017	Edge Saddle	C		All
	3118	FFPHQ0063	Coupling 2	C		All
	3119	FFPFJ00441	Ring, Stopper	C		All
	3120	DZLF000733	Gear, Lift Up Coupling	C		All
	3121	FFPMF10281	Gear 2, Lift Up	C		All
	3122	FFPMF1029	Gear 3, Lift Up	C		All
	3123	DZLF000734	Gear 1, Lift Up	C		All
	3124	DZJA001412	Case B, Lift Up	C		All
	3125	FFPMF1031B	Gear, Worm	C		All
	3127	DZJH000066	Spacer, PCB	C		All
	3128	DZJH000026	Spacer, PCB	C		All
	3132	DZTY000357	Assembly, Lift Up Drive	C		All
	3133	DZJA001568	Case A, Lift Up	C		All
	3135	DZKN000412	Spring, Lift Up	C		All
	3136	DZLF000732	Gear, Lift Up 2	C		All
	3137	DZJM001076	Sheet	C		All
⚠	3138	PJWQF2120PB	Assembly, Lift Motor	C		All
	131	DZAL000211	Sensor, Photo	C		All
⚠	424	FFPCP0034	Heater	C		All
	425	DZHD000036	Sleeve, Heater	C		All
	603	DZLM000006	Bushing 2, P6L5	C		All
	607	DZKL000083	Lever, Paper Exit Sensor	C		All
	611	DZKK000126	Latch, Arm	C		All
	614	DZKQ000110	Spring, Latch	C		All
	616	DZJF000651	Guide, Front	C		All
	617	DZJF000668	Guide, Feed Roller	C		All
	619	DZLA000363	Roller, Pickup	C	PM	All
	620	DZKG000384	Shaft, Pickup	C		All

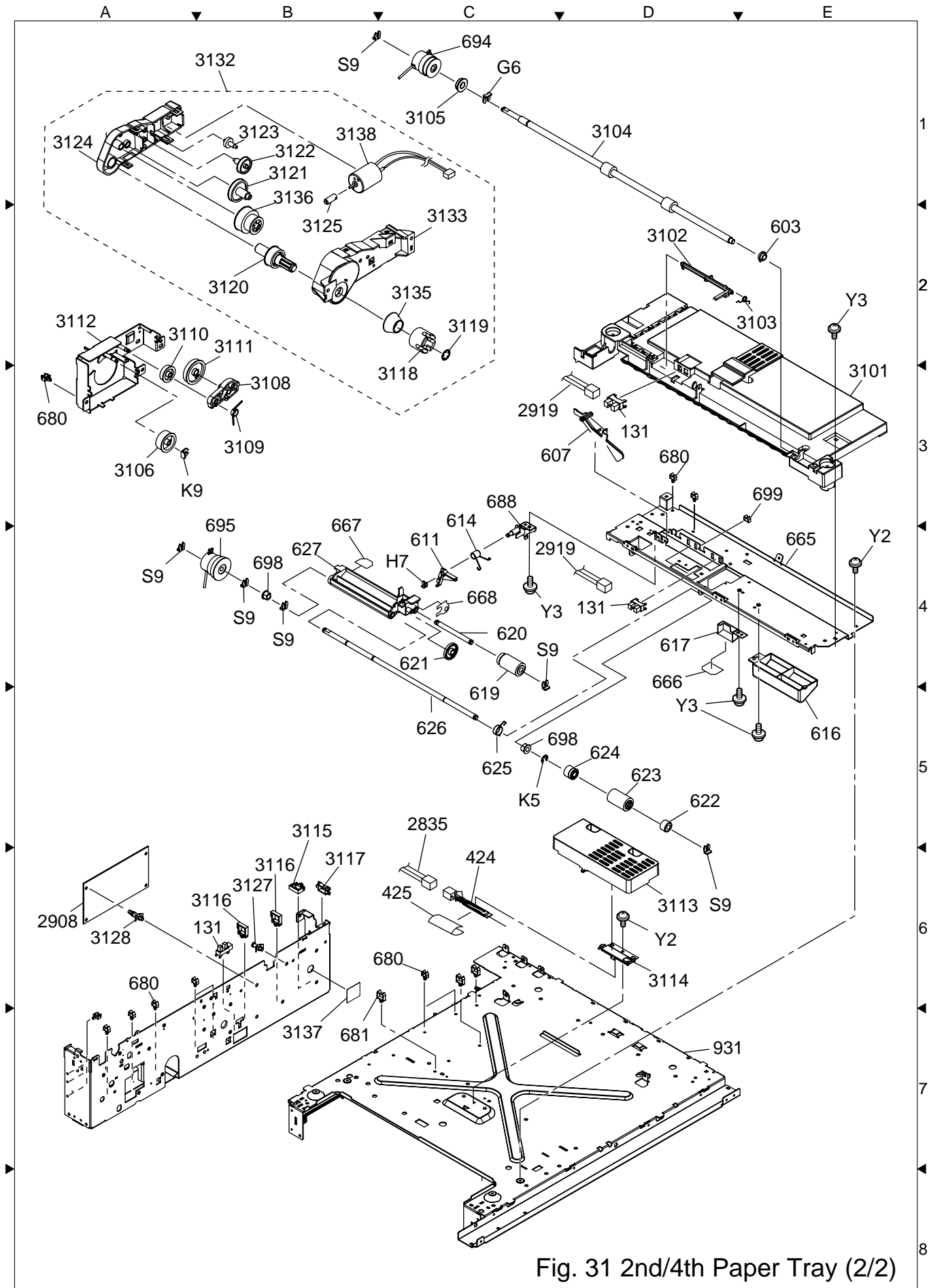


Fig. 31 2nd/4th Paper Tray (2/2)

Safety Mark	Ref. No.	Part Number	Part Name	New Parts	Remarks	Destination
	621	DZLF000711	Gear, Pickup Idler	C		All
	622	DZLG000035	Clutch, One-way	C		All
	623	DZLA000360	Roller, Feed	C	PM	All
	624	DZLF000710	Gear, Pickup Drive	C		All
	625	DZKQ000107	Spring, Pickup	C		All
	626	DZKG000383	Shaft, Feed	C		All
	627	DZJA001402	Bracket, Pickup	C		All
	665	DZJB000438	Stay Feed	C		All
	666	DZJM001378	Film, Guide	C		All
	667	DZJM001381	Sheet, Guide	C		All
	668	DZJM001388	Film, Guard	C		All
	680	DZJK000004	Clamp	C		All
	681	DZJK000023	Clamp	C		All
	688	DZJA001427	Assembly, Latch Bracket	C		All
⚠	694	L9EAAK000009	Clutch, Micro 2	C		All
⚠	695	L9EAAK000010	Clutch, Micro 1	C		All
	698	FFPMQ0649	Bushing	C		All
	699	DZJK000057	Clamp	C		All
	931	DZMC000821	Plate, Base	C		All
	2835	DZFP001642	Harness, PTC-AC 4	C		All
	2908	DZEC103665	PC Board, CST2	C	RTL/PbF	All
	2919	DZFP001614	Harness, Paper Tray Sensor 2	C		All
	G6	FFPFJ0039B	Snap Ring	C		All
	H7	FFPFJ0041B	Snap Ring	C		All
	K5	XUC5VM	E-Ring	C		All
	K9	FFPFJ0043B	Snap Ring	C		All
	S9	FFPFJ0033B DZJM000171 or	Snap Ring	C		All
	Y2	XTB3+6FFJ-RP	Screw	C		All
	Y3	XTW3+6LFJ	Screw	C		All

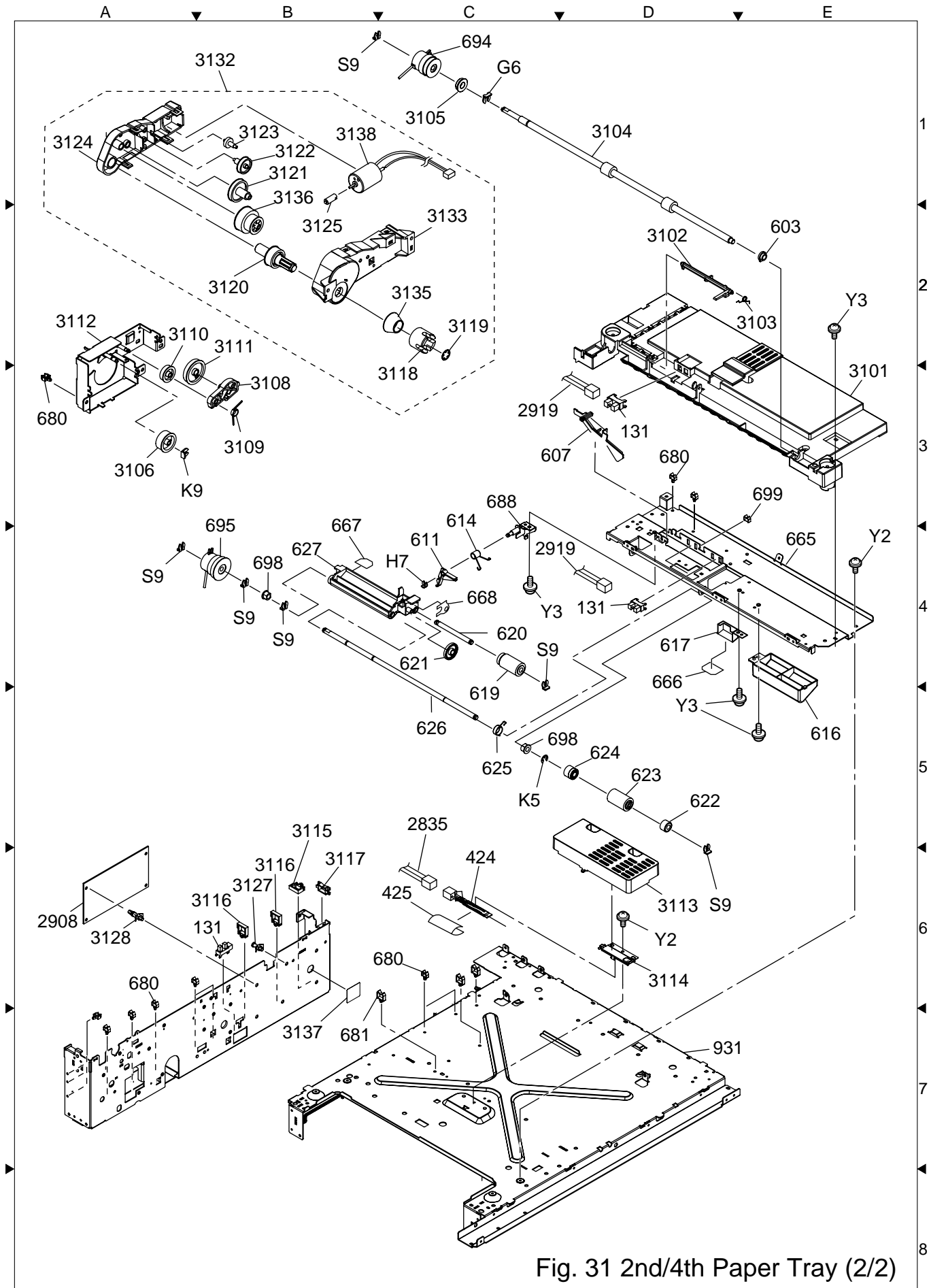
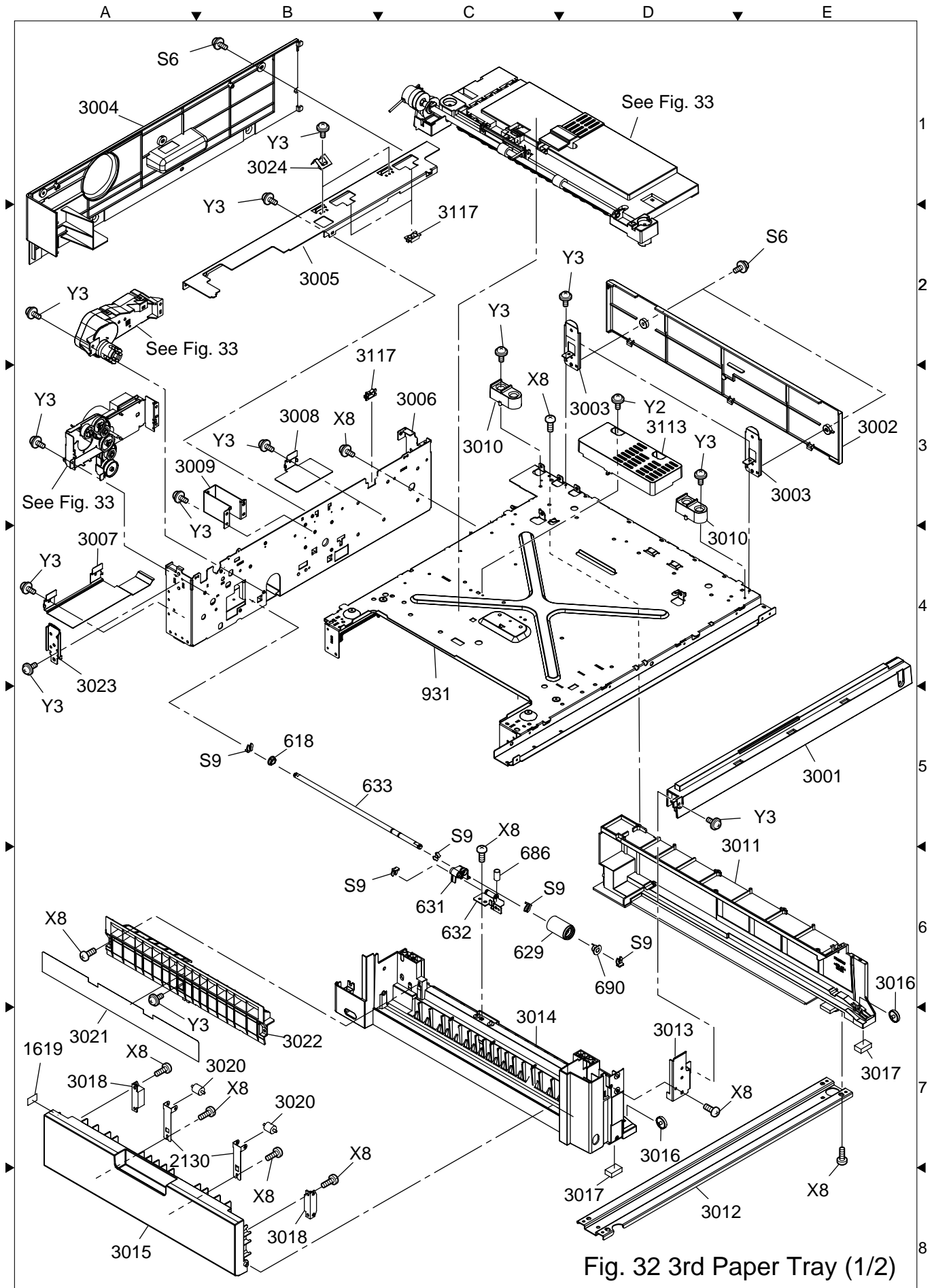


Fig. 31 2nd/4th Paper Tray (2/2)

1.19. 3rd Paper Tray

Safety Mark	Ref. No.	Part Number	Part Name	New Parts	Remarks	Destination
	3001	DZJE001196	Cover, Front Paper Tray	C		All
	3002	DZMA004431	Cover, Right Paper Tray	C		All
	3003	DZJD000040	Bracket, Right Post	C		All
⚠	3004	DZMA004432	Cover, Rear Paper Tray	C		All
	3005	DZJB000436	Bracket, Rear Upper	C		All
	3006	DZJB000437	Bracket, Rear Center	C		All
	3007	DZMB000024	Bracket, Rear Lower Right	C		All
	3008	DZMB000025	Bracket, Rear Lower Left	C		All
	3009	DZJA001400	Bracket, Drive Cover	C		All
	3010	DZJH000126	Bracket, Paper Feed	C		All
	3011	DZJB000427	Base, Right Paper Tray	C		All
	3012	DZJB000428	Bracket, Paper Tray Base	C		All
	3013	DZJD000042	Bracket, Front Post	C		All
	3014	DZJB000435	Base, Left Paper Tray	C		All
	3015	DZMB000026	Cover, Jam Access	C		All
	3016	DZLA000198	Roller, Paper Tray	C		All
	3017	DZJF000489	Leg, Gum	C		All
	3018	DZMG000041	Catcher, Magnet	C		All
	3020	DZKP000084	Spring, Pinch Roller	C		All
	3021	DZJM001349	Sheet, Paper Guide	C		All
	3022	DZJM001322	Guide, Paper	C		All
	3023	DZJD000041	Bracket, Left Post	C		All
	3024	DZKP000388	Spring, Ground	C		All
	618	DZLM000213	Bushing	C		All
	629	DZLA000366	Roller, Reverse	C	PM	All
	631	DZKK000129	Arm, Reverse	C		All
	632	DZJA001420	Bracket, Reverse	C		All
	633	DZKG000405	Shaft, Reverse	C		All
	686	DZKN000416	Spring, Reverse	C		All
	690	DZHP010738	Torque Limiter 1	C	PM	All
	931	DZMC000821	Plate, Base	C		All
	1619	PJRCC0004Z	Label, Sensor	C		All
	2130	DZLA000080	Roller 1, Pinch	C		All
	3113	DZJE001206	Cover, Heater	C		All
	3117	DZJK000017	Edge Saddle	C		All
	S6	DZPA000086	Screw	C		All
	S9	FFPFJ0033B	Snap Ring	C		All
		DZJM000171 or				
	X8	XTB3+8GFJ	Screw	C		All
	Y2	XTB3+6FFJ-RP	Screw	C		All
	Y3	XTW3+6LFJ	Screw	C		All



Safety Mark	Ref. No.	Part Number	Part Name	New Parts	Remarks	Destination
	3101	DZJM001321	Guide, Paper Tray	C		All
	3102	DZKK000123	Actuator, 2nd Paper Feed	C		All
	3103	DZKQ000106	Spring, Return	C		All
	3104	DZLA000359	Roller, Intermediate	C		All
	3105	FFPMQ0536	Bushing, 8 Metal	C		All
	3106	DZLF000740	Gear 1, OP Paper Tray Idle	C		All
	3111	DZLF000741	Gear 3, OP Paper Tray Idle	C		All
	3113	DZJE001206	Cover, Heater	C		All
	3114	DZJE001205	Holder, Heater	C		All
	3115	DZJK000067	Clamp	C		All
	3116	DZJK000068	Clamp	C		All
	3117	DZJK000017	Edge Saddle	C		All
	3118	FFPHQ0063	Coupling 2	C		All
	3119	FFPFJ00441	Ring, Stopper	C		All
	3120	DZLF000733	Gear, Lift Up Coupling	C		All
	3121	FFPMF10281	Gear 2, Lift Up	C		All
	3122	FFPMF1029	Gear 3, Lift Up	C		All
	3123	DZLF000734	Gear 1, Lift Up	C		All
	3124	DZJA001412	Case B, Lift Up	C		All
	3125	FFPMF1031B	Gear, Worm	C		All
	3127	DZJH000066	Spacer, PCB	C		All
	3128	DZJH000026	Spacer, PCB	C		All
	3132	DZTY000357	Assembly, Lift Up Drive	C		All
	3133	DZJA001568	Case A, Lift Up	C		All
⚠	3134	DZGG000072	Motor	C		All
	3135	DZKN000412	Spring, Lift Up	C		All
	3136	DZLF000732	Gear, Lift Up 2	C		All
	3137	DZJM001076	Sheet	C		All
⚠	3138	PJWQF2120PB	Assembly, Lift Motor	C		All
	3301	DZJB000446	Ring, Gap	C		All
	3302	DZLF000743	Gear 2, 3rd OP Drive	C		All
	3303	DZLF000742	Gear 1, 3rd OP Drive	C		All
	3304	DZHP009929	Assembly, 3rd OP Drive Plate	C		All
	131	DZAL000211	Sensor, Photo	C		All
⚠	424	FFPCP0034	Heater	C		All
	425	DZHD000036	Sleeve, Heater	C		All
	603	DZLM000006	Bushing 2, P6L5	C		All
	607	DZKL000083	Lever, Paper Exit Sensor	C		All
	611	DZKK000126	Latch, Arm	C		All
	614	DZKQ000110	Spring, Latch	C		All
	616	DZJF000651	Guide, Front	C		All
	617	DZJF000668	Guide, Feed Roller	C		All
	619	DZLA000363	Roller, Pickup	C	PM	All

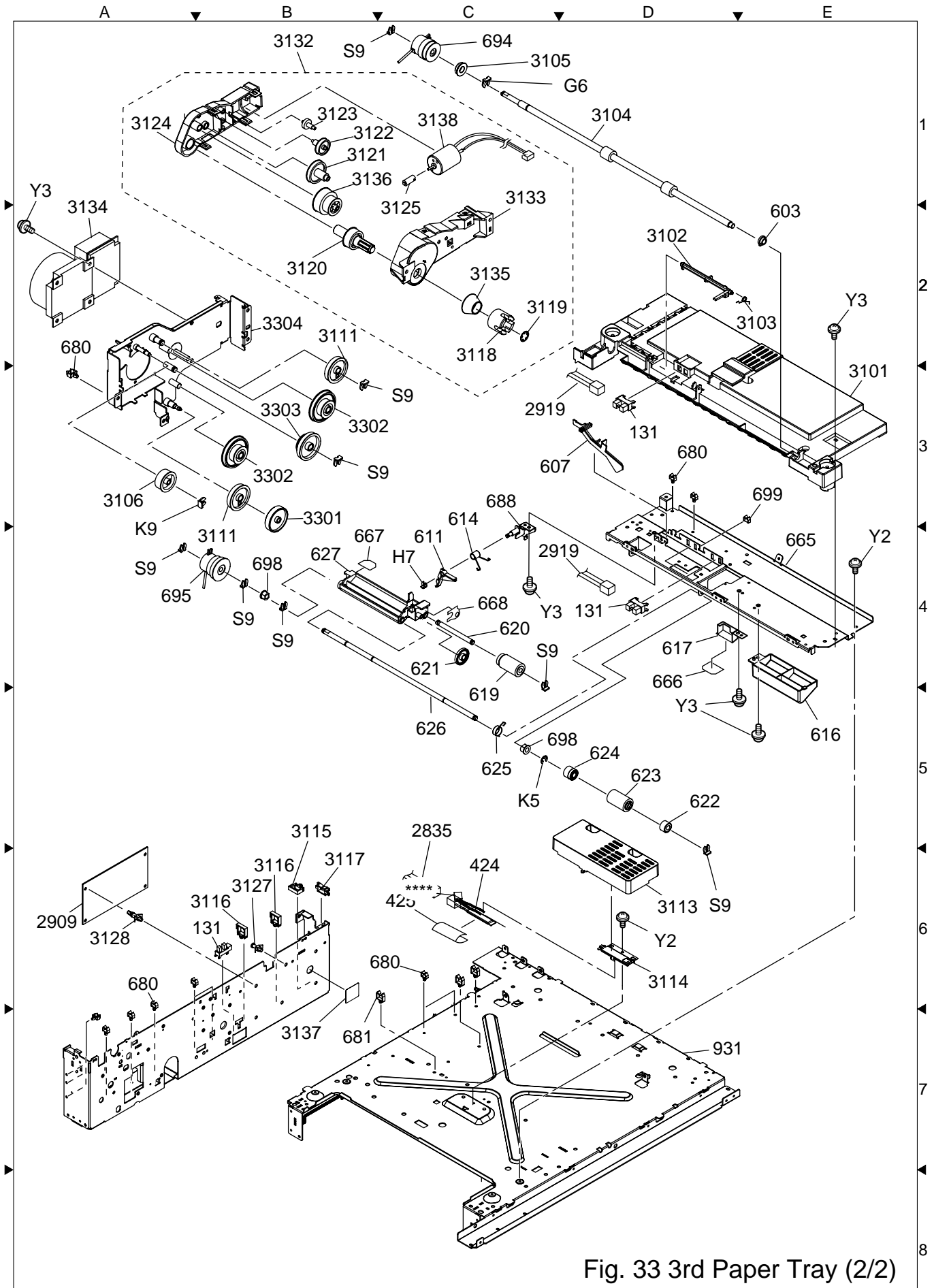


Fig. 33 3rd Paper Tray (2/2)

Safety Mark	Ref. No.	Part Number	Part Name	New Parts	Remarks	Destination
	620	DZKG000384	Shaft, Pickup	C		All
	621	DZLF000711	Gear, Pickup Idler	C		All
	622	DZLG000035	Clutch, One-way	C		All
	623	DZLA000360	Roller, Feed	C	PM	All
	624	DZLF000710	Gear, Pickup Drive	C		All
	625	DZKQ000107	Spring, Pickup	C		All
	626	DZKG000383	Shaft, Feed	C		All
	627	DZJA001402	Bracket, Pickup	C		All
	665	DZJB000438	Stay Feed	C		All
	666	DZJM001378	Film, Guide	C		All
	667	DZJM001381	Sheet, Guide	N		All
	668	DZJM001388	Film, Guard	N		All
	680	DZJK000004	Clamp	C		All
	681	DZJK000023	Clamp	C		All
	688	DZJA001427	Assembly, Latch Bracket	C		All
△	694	L9EAAK000009	Clutch, Micro 2	C		All
△	695	L9EAAK000010	Clutch, Micro 1	C		All
	698	FFPMQ0649	Bushing	C		All
	699	DZJK000057	Clamp	C		All
	931	DZMC000821	Plate, Base	C		All
	2835	DZFP001642	Harness, PTC-AC 4	C		All
	2909	DZEC102749R	PC Board, CST3	C	RTL/PbF	All
	2919	DZFP001614	Harness, Paper Tray Sensor 2	C		All
	G6	FFPFJ0039B	Snap Ring	C		All
	H7	FFPFJ0041B	Snap Ring	C		All
	K5	XUC5VM	E-Ring	C		All
	K9	FFPFJ0043B	Snap Ring	C		All
	S9	FFPFJ0033B	Snap Ring	C		All
		DZJM000171 or				
	Y2	XTB3+6FFJ-RP	Screw	C		All
	Y3	XTW3+6LFJ	Screw	C		All

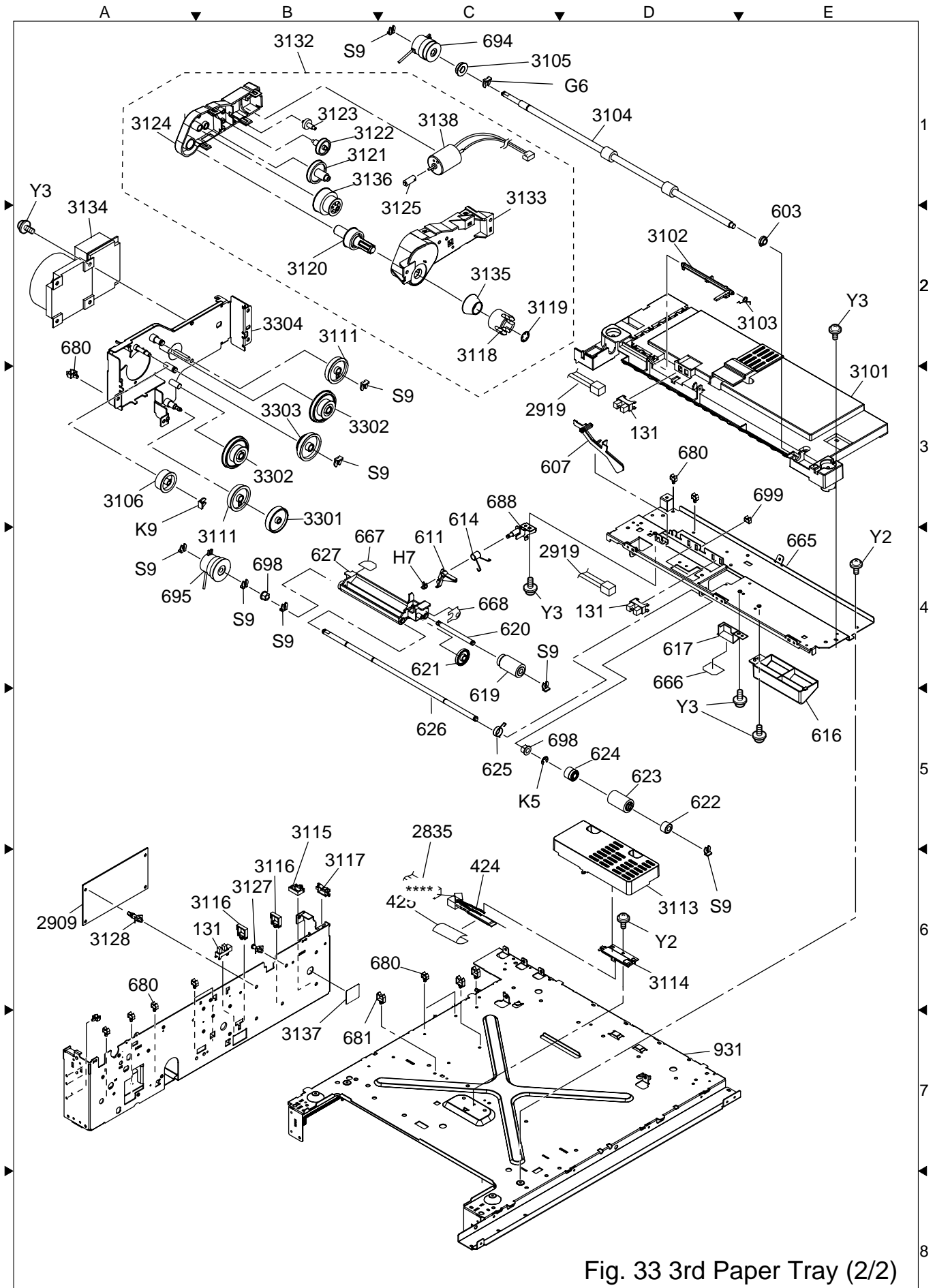
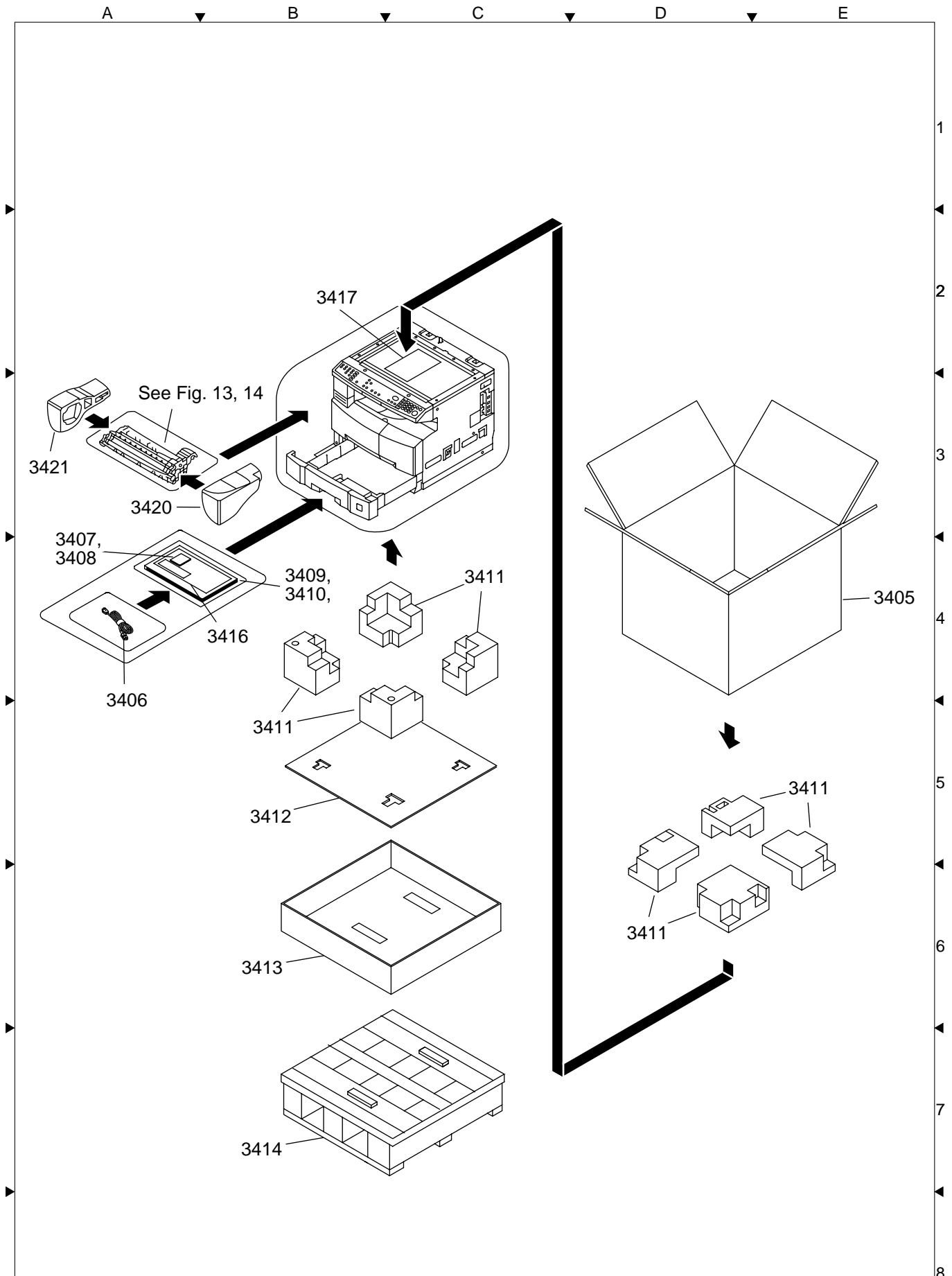


Fig. 33 3rd Paper Tray (2/2)

1.20. Packing and Accessories

1. For USA and Canada

Safety Mark	Ref. No.	Part Number	Part Name	New Parts	Remarks	Destination
	3405	PJPGC0682Z	Box	N	For DP-8020E	PU
		PJPGC0723Z				PUG
		PJPGC0687Z			For DP-8020P*	PU
		PJPGC0724Z				PUG
		PJPGC0690Z			For DP-8016P	PU
		PJPGC0725Z				PUG
⚠	3406	K2CH3DH00002	Cord, AC Power	C		PU, PUG
	3407	PJXXC0230Z	Software CD	N		PU, PUG
	3408	PJXXC0228Z	CD (For Operating Instructions)	N		PU, PUG Except PK, PT
	3409	PJQRC0172Z	Installation Instructions	N		All
⚠	3410	PJQQC0065Z	Quick Guide	N		PU, PUG
	3411	PJYCF2120PU0	Assembly, Cushion	C		PU, PUG
	3412	PJPGC0328Z	Pad	C		PU, PUG Except PK
	3413	PJPGC0371Z	Box, Bottom	C		PU, PUG
	3414	PJPAC0011Z	Palette, Wooden	C		PU, PUG
	3416	DZLNK004940	Label, Paper Tray	C		PU, PUG
	3417	PJQRC0008Z	Important Notice	C		PU, PUG Except PK
	3420	PJPQC0038Z	Process, Cushion R	C		All
	3421	PJPQC0039Z	Process, Cushion L	C		All



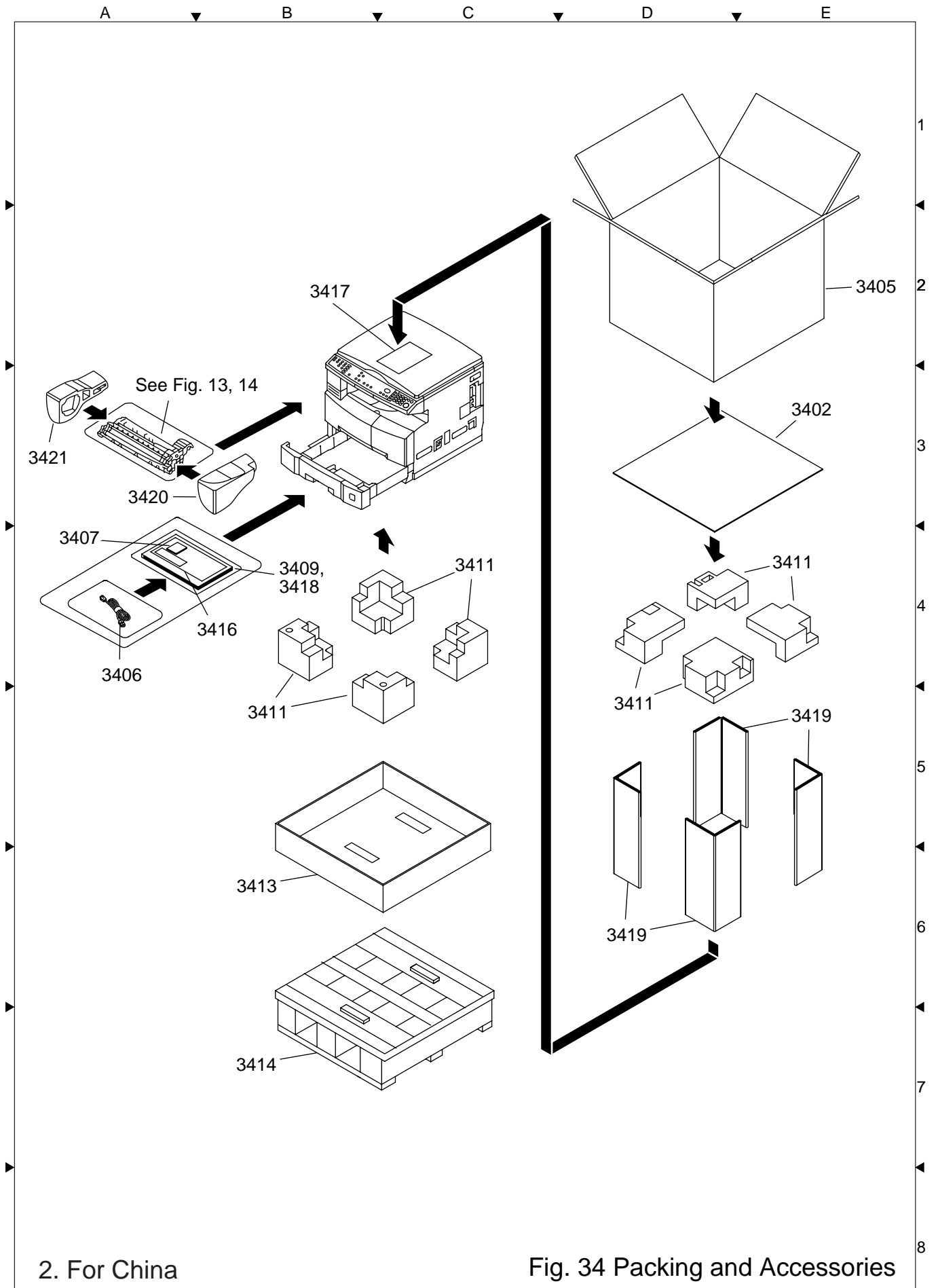
1. For USA and Canada

Fig. 34 Packing and Accessories

1.21. Packing and Accessories

2. For China

Safety Mark	Ref. No.	Part Number	Part Name	New Parts	Remarks	Destination
	3402	PJPAC0004Z	Pad, Top	C		PK
	3405	PJPGC0683Z	Box	N	For DP-8020E	PK
		PJPGC0688Z			For DP-8020P*	PK
		PJPGC0691Z			For DP-8016P	PK
⚠	3406	K2CK3DH00027 or DZFM000111	Cord, AC Power	C		PK
		3407	PJJXC0234Z	Software CD	N	
	3409	PJQRC0172Z	Installation Instructions	N		All
	3411	PJYCF2120PK0	Assembly, Cushion	C		PK
	3413	PJPGC0685Z	Box, Bottom	N		PK
	3414	PJPAC0005Z	Palette, Wooden	C		PK
	3416	DZNK004942	Label, Paper Tray	C		PK Except PU, PUG
	3417	PJQRC0025Z	Important Notice	C		PK
⚠	3418	PJQMC0700Z	Operating Instructions	N		PK
	3419	PJPGC0684Z	Angle, L	N		PK
	3420	PJPQC0038Z	Process, Cushion R	C		All
	3421	PJPQC0039Z	Process, Cushion L	C		All



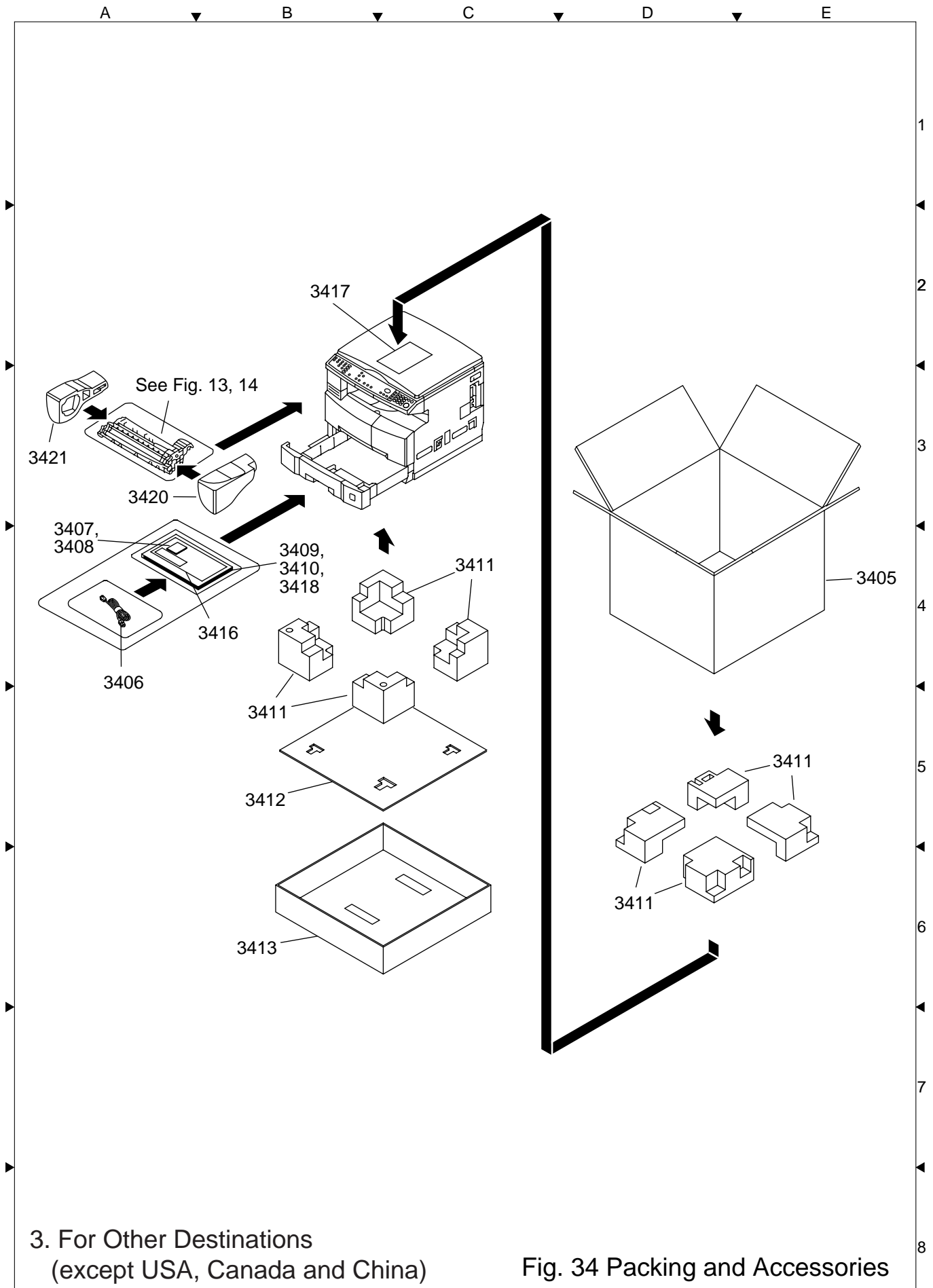
2. For China

Fig. 34 Packing and Accessories

1.22. Packing and Accessories

3. For Other Destinations (except USA, Canada and China)

Safety Mark	Ref. No.	Part Number	Part Name	New Parts	Remarks	Destination
	3405	PJPGC0681Z	Box	N	For DP-8020E	Except PU, PUG, PK
		PJPGC0686Z			For DP-8020P*	Except PU, PUG, PK
		PJPGC0689Z			For DP-8016P	Except PU, PUG, PK
⚠	3406	K2CH3DH00002	Cord, AC Power	C		PT
		DZFM000115				PA
		K2CM3DH00013				PF, PM, PP PS
		K2CT3DH00023				PB, PY
	3407	PJJXC0232Z	Software CD	N		Except PU, PUG, PK
	3408	PJJXC0228Z	CD (For Operating Instructions)	N		Except PK, PT
	3409	PJQRC0172Z	Installation Instructions	N		All
⚠	3410	PJQQC0066Z	Quick Guide	N		PA, PB, PF, PM, PS
		PJQQC0069Z				PP
		PJQQC0070Z				PY
	3411	PJYCF2120PB0	Assembly, Cushion	C		Except PU, PUG, PK
	3412	PJPGC0328Z	Pad	C		Except PK
	3413	PJPGC0327Z	Box, Bottom	C		Except PU, PUG, PK
	3416	DZNK004942	Label, Paper Tray	C		Except PU, PUG, PK
	3417	PJQRC0008Z	Important Notice	C		Except PK
	3418	PJQMC0713Z	Operating Instruction	N		PT
	3420	PJPQC0038Z	Process, Cushion R	C		All
	3421	PJPQC0039Z	Process, Cushion L	C		All



1.23. Printer Controller Module for PCL6

Safety Mark	Ref. No.	Part Number	Part Name	New Parts	Remarks	Destination
	3501	DZRB000143	Box	C		All
	3502	PJJXC0257Z	Software CD	N		PU, PUG
		PJJXC0259Z				Other
		PJJXC0261Z				PK
	3504	PJQRC0182Z	Installation Instructions	N		All
	3505	-----	Hardware Key			

< Europe only >

Safety Mark	Ref. No.	Part Number	Part Name	New Parts	Remarks	Destination
	3501	DZRB000143	Box	C		All
	3502	PJJXC0257Z	Software CD	N		PU, PUG
		PJJXC0259Z				Other
		PJJXC0261Z				PK
	3503	DZSM000756	Installation Instructions	C		Europe only
	3504	PJQRC0182Z	Installation Instructions	N		All
	3505	-----	Hardware Key			
	822	DZJH000084	Supporter, PC Board	C		Europe only
	2805	DZEC103692	PC Board, FRM8	C	RTL/PbF	Europe only

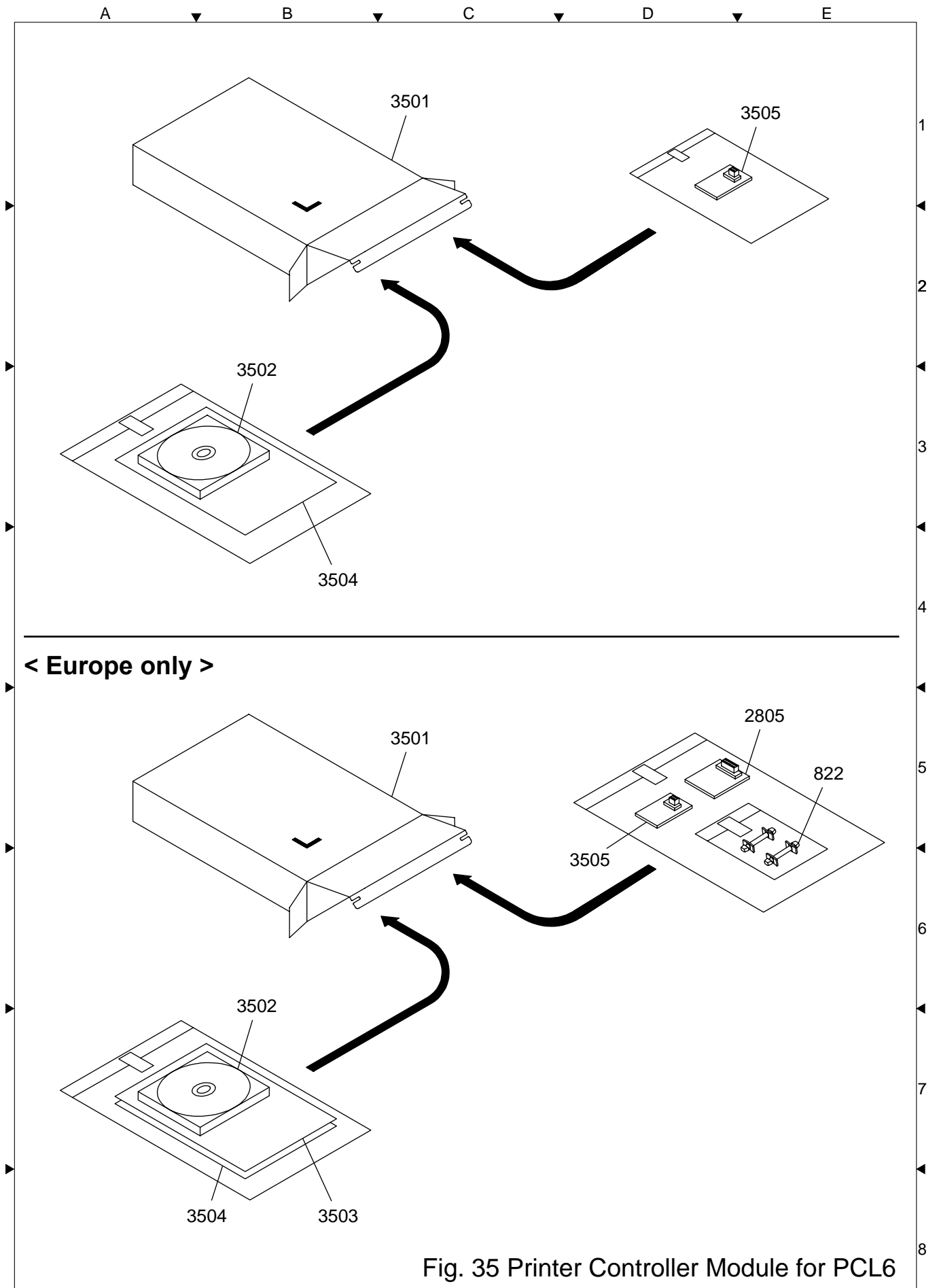


Fig. 35 Printer Controller Module for PCL6

1.24. Printer Controller Module for PS/PCL6

Safety Mark	Ref. No.	Part Number	Part Name	New Parts	Remarks	Destination
	3601	PJQRC0183Z	Installation Instructions	N		All
	3603	PJJXC0263Z	Software CD	N		PU, PUG
		PJJXC0265Z				Other
		PJJXC0267Z				PK
	3604	-----	Label, Adobe Postscript 3			
	3501	DZRB000143	Box	C		All
	3505	-----	Hardware Key			

< Europe only >

Safety Mark	Ref. No.	Part Number	Part Name	New Parts	Remarks	Destination
	3601	PJQRC0183Z	Installation Instructions	N		All
	3603	PJJXC0263Z	Software CD	N		PU, PUG
		PJJXC0265Z				Other
		PJJXC0267Z				PK
	3604	-----	Label, Adobe Postscript 3			
	822	DZJH000084	Supporter, PC Board	C		Europe only
	2805	DZEC103692	PC Board, FRM8	C	RTL/PbF	Europe only
	3501	DZRB000143	Box	C		All
	3503	DZSM000756	Installation Instructions	C		Europe only
	3505	-----	Hardware Key			

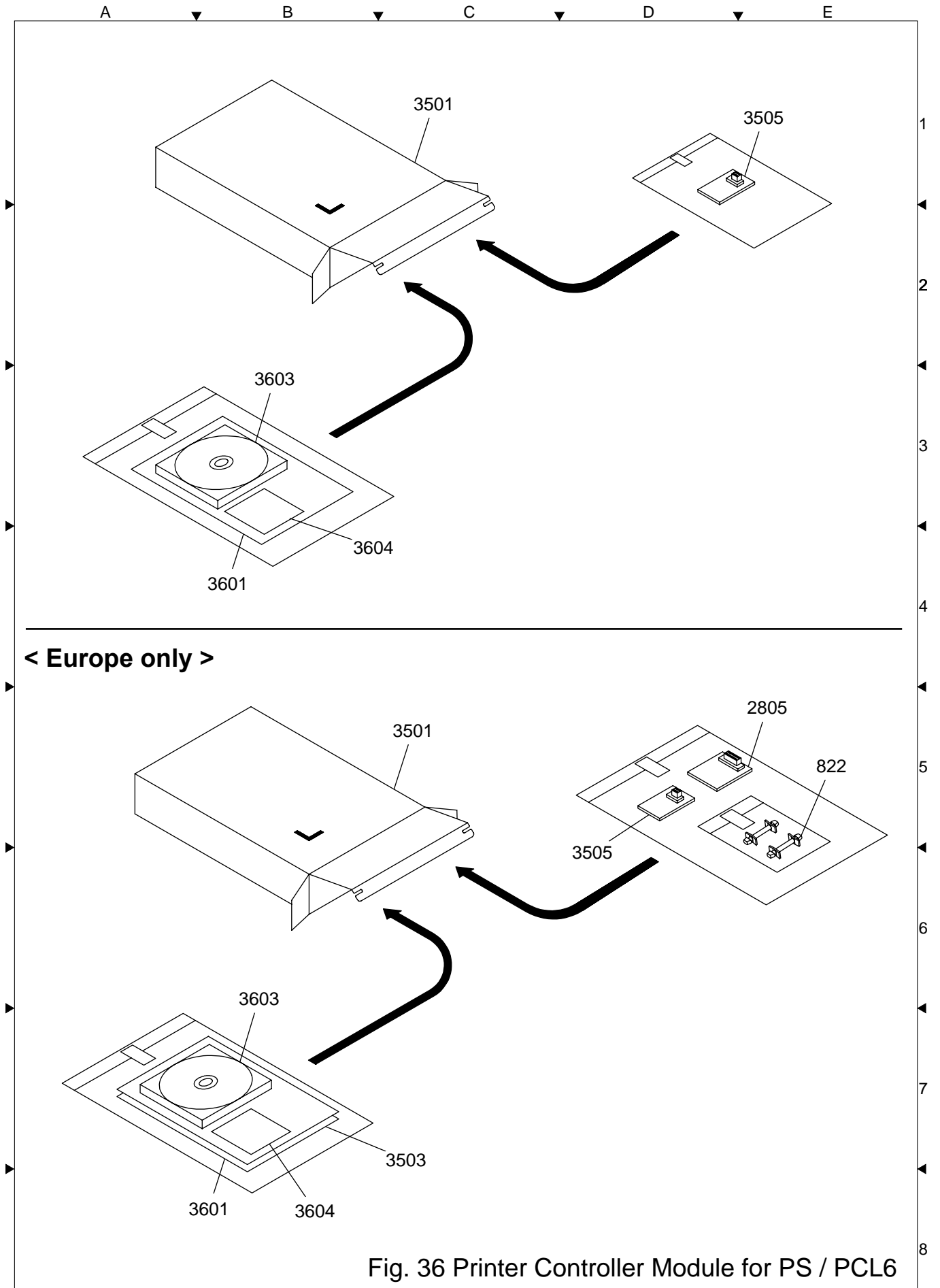


Fig. 36 Printer Controller Module for PS / PCL6

1.25. Fax Communication Board

Safety Mark	Ref. No.	Part Number	Part Name	New Parts	Remarks	Destination
	3901	DZSM000813	Installation Instructions	C		All
	3902	DZRB000733	Box, Carton	C		All
	3903	PJJWC0009Z	Cord, Line	C		ABR, AKR, AWR
		PJJWC0010Z				AGR
		PJJWC0011Z				AMR
		PFJA05B001Y				ARR, AVR
		PFJA04B006Y				ENR
		DZFN000136				AER, AJR, ATR AUR, EER, YAR YCR, YGR, YMR YPR, YRR, YSR YTR, YVR, YWR YXR, YYR
		DZFN000104				ARR
	3904	DZNK005454	Label, TEL	C		All
	3905	DZNK005455	Label, LINE	C		All
	3906	DZQE000003	Rosette	C		YCR, YGR, YSR YVR, YAR, YYR
		DZQE000005				APR
	3907	PFJA05B001Y	Plug, PTT	C		AVR
		DZFB000022				AAR
		DZFB000001				ARR
		DZFB000035 or				ARR
		DZFB000010				ALR
		DZFB000009 or				ALR
		K2ME4B000001		N	AMR	
	505	DZJE001173	Cover, Key	C	For DP-8020E/8020P*	AUR, Other
		DZJE001213				YVR
		DZJE001214				AER
		DZJE001216				AVR
	506	DZNA001042	Key	C	For DP-8020E/8020P*	All
	513	DZKP000365	Spring, Speaker	C		All
⚠	514	DZHP010070	Assembly, Speaker	C		All
	681	DZJK000023	Clamp	C		All
	811	DZJA001443	Bracket, MJR PCB	C		All
	831	DZJK000079	Clamp	C		All
	832	DZJH000063	Spacer, PCB	C		All
	940	DZJK000070	Clamp	C		All

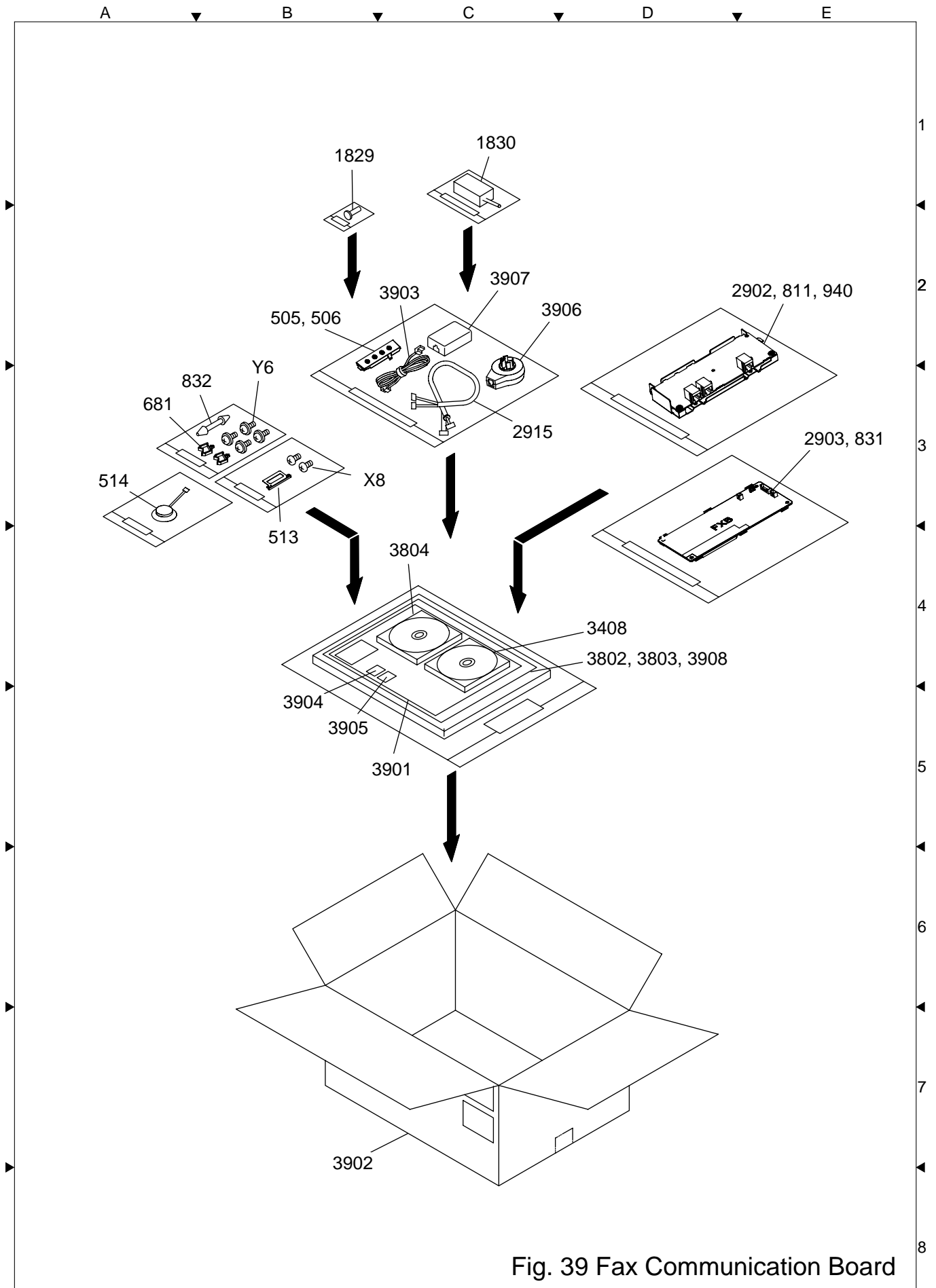


Fig. 39 Fax Communication Board

Safety Mark	Ref. No.	Part Number	Part Name	New Parts	Remarks	Destination
	1829	DZHP000237	Assembly, Stamp	C	For DP-8020E/8020P*	AUR
		DZHP000240				Other
	1830	DZHP005513	Unit, Stamp	C	For DP-8020E/8020P*	All
⚠	2902	Depends on Destination	PC Board, MJR	C	See Sect. 1.17 PC Boards (RTL/PbF)	
⚠	2903	Depends on Destination	PC Board, FXB	C	See Sect. 1.17 PC Boards (RTL/PbF)	
	2915	DZFP001630	Harness, MJR-FXB	C		All
	3909	DZHP010280	CD	C		Except YVR, AER
⚠	3802	DZSD002231	Quick Guide	C		AUR, YVR
		DZSD002234				YPR, YRR
		DZSD002232				Other
⚠	3803	DZSD002217	Operating Instructions	C		YVR
		DZSD002219				AER
	3804	PJJXC0042Z	Firmware CD	C		All
	3908	PJQHC0189Z	Notice	N		All
	X8	XTB3+8GFJ	Screw	C		All
	Y6	XTW3+6LFJR	Screw	C		All

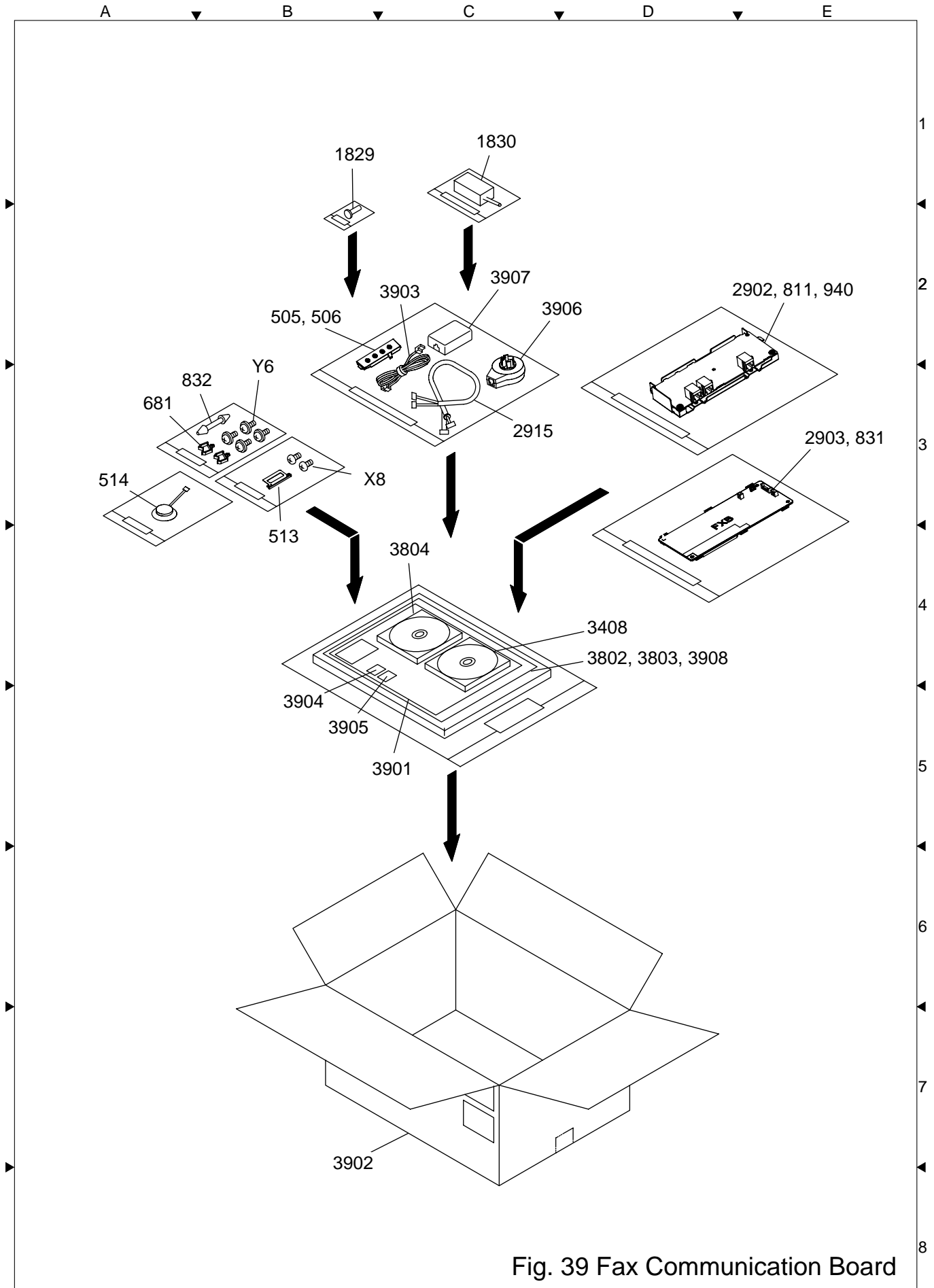


Fig. 39 Fax Communication Board

1.26. Keyboard Option

Safety Mark	Ref. No.	Part Number	Part Name	New Parts	Remarks	Destination
	4001	DZSM000815	Installation Instructions	C		All
	4002	DZRH000621	Cushion, Top	C		All
	4003	DZRH000622	Cushion, Bottom	C		All
	4004	DZRB001070	Box, Carton	C		All
	531	-----	Sheet, Keyboard	C	See Sect. 1.4 (Control Panel Unit)	All
	S6	DZPA000086	Screw	C		All

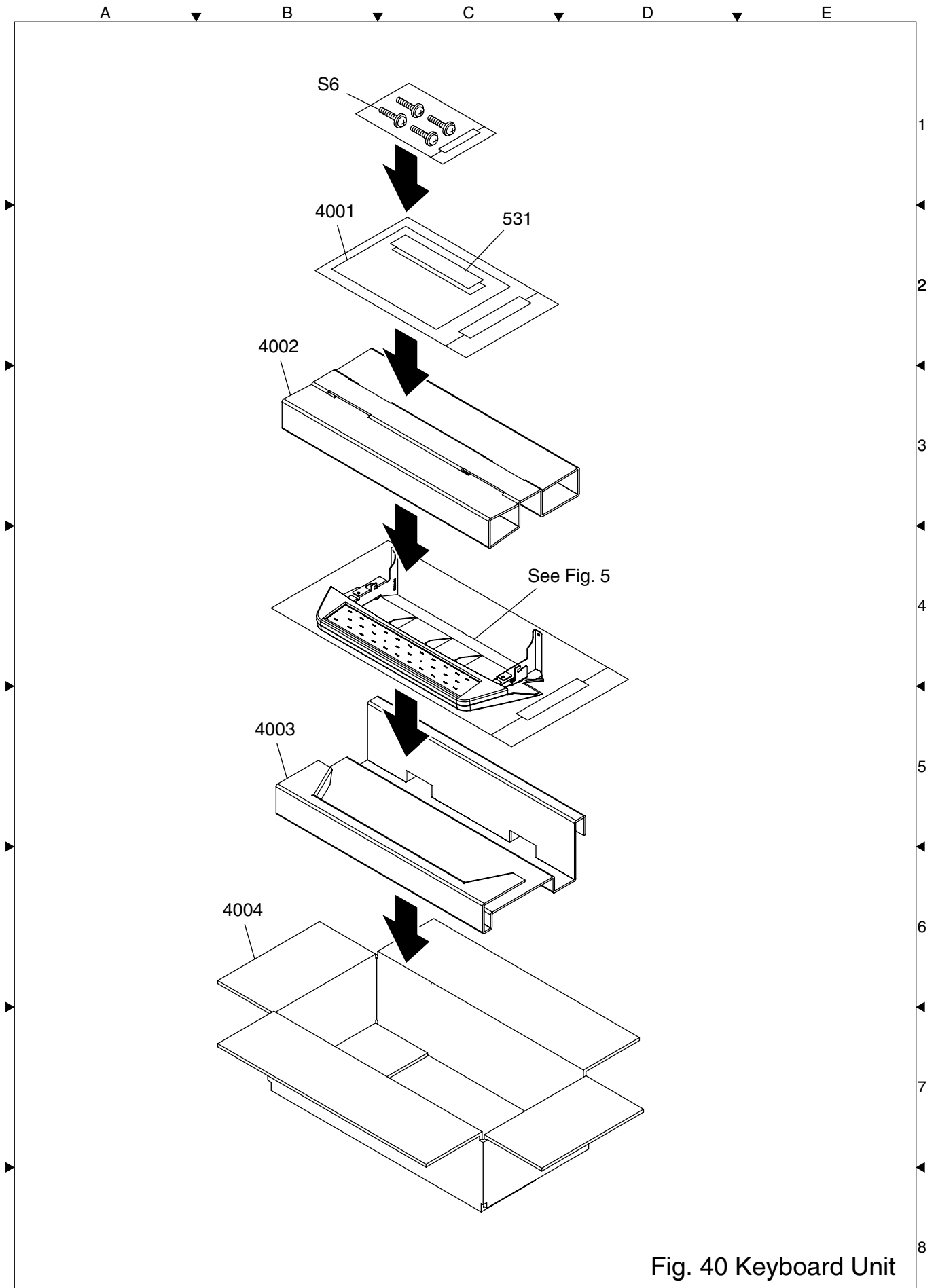


Fig. 40 Keyboard Unit

1.27. Hard Disk Drive Unit

Safety Mark	Ref. No.	Part Number	Part Name	New Parts	Remarks	Destination
	4101	DZRB000750	Cushion, HD	C		All
	4102	DZRB000580	Box, Carton	C		All
	4103	DZSM000812	Installation Instructions	C		All
	680	DZJK000004	Clamp	C		All
⚠	804	M0CE00000028	HDD Unit	C		All
	805	DZJE001207	Cover, HD	C		All
	827	DZPA000093	Screw	C		All
	2803	DZEC102176R	PC Board, DC	C	RTL/PbF	All
	2812	DZFP001632	Harness, DC	C		All
	2813	DZFP001651	Harness, HDD	C		All
	2842	DZFP001633	Harness, HDDPS	C		All
	3116	DZJK000068	Clamp	C		All
	Y3	XTW3+6LFJ	Screw	C		All

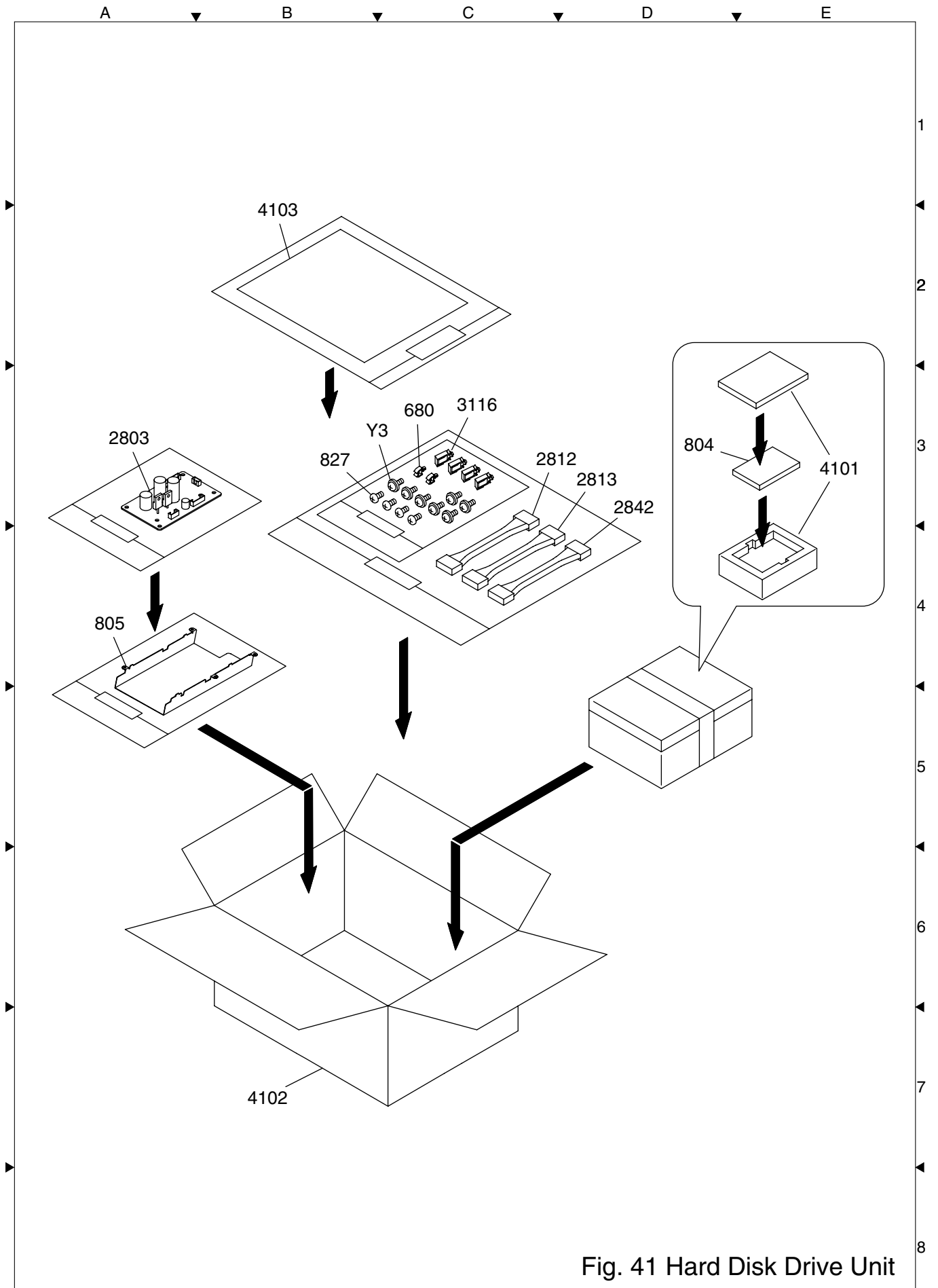


Fig. 41 Hard Disk Drive Unit

1.28. Accounting Software

Safety Mark	Ref. No.	Part Number	Part Name	New Parts	Remarks	Destination
	4201	-----	Accounting Software CD		Available as Sales Item	
	4202	DZSM000741	Installation Instructions	C		All
	3501	DZRB000143	Box	C		All

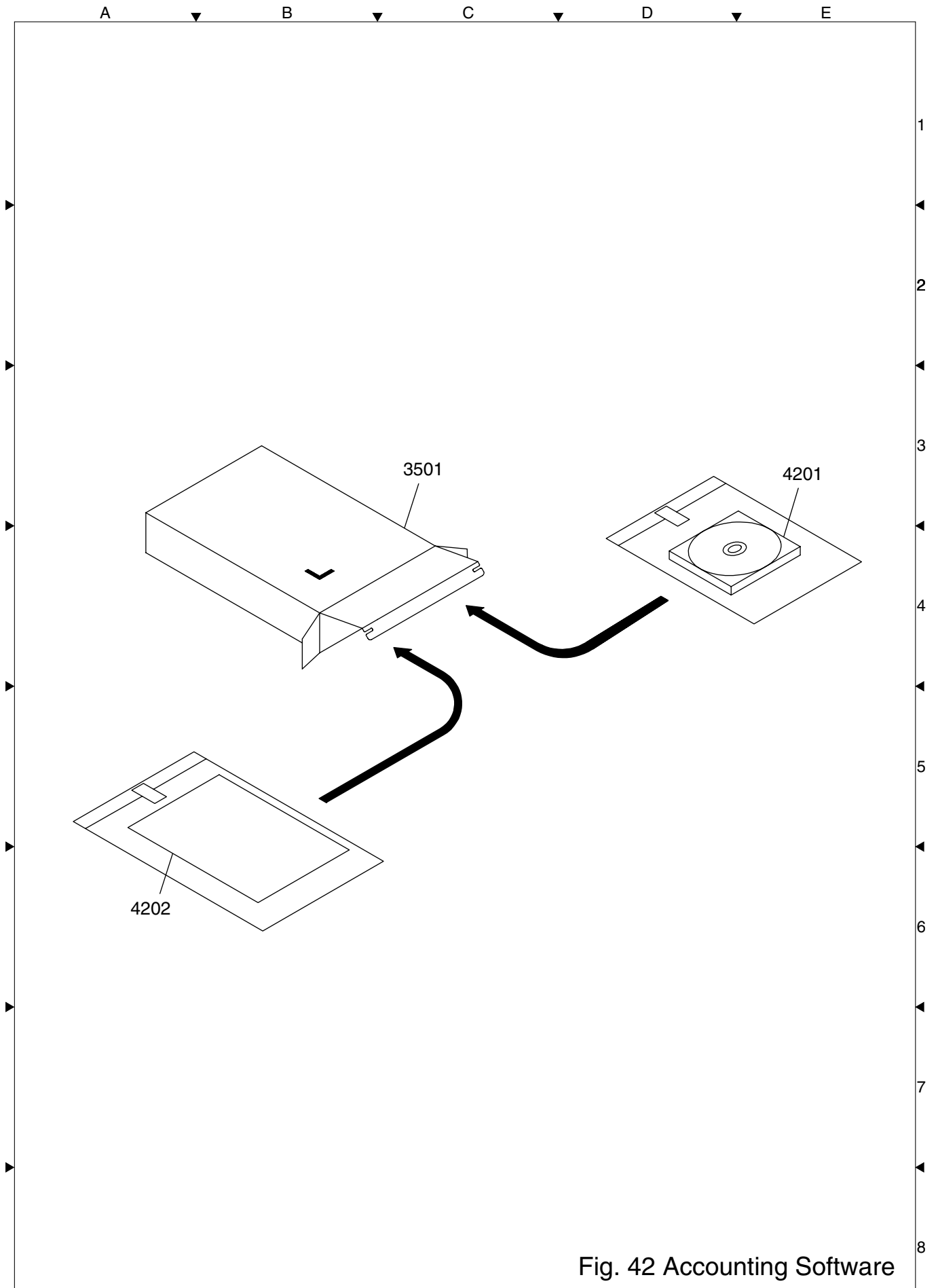


Fig. 42 Accounting Software

1.29. i-ADF Packing and Accessories

Safety Mark	Ref. No.	Part Number	Part Name	New Parts	Remarks	Destination
	4301	DZHP011187	Packing, i-ADF	C		PU, PUG
		DZHP011186				Other
	4303	DZJM001402	Actuator, ADF	C		All
	4306	DZSM000551	Installation Instructions	C		All
	104	PJHEC0124Z	Pad, Scanning	C		All
	2112	PJUIC0254Z	Bracket, ADF Mounting	C		All
	2113	DZMC000713	Cover, Hinge	C		All
	2114	DZJA000726	Stopper, Hinge	C		All
	2131	DZMA004372	Cover 2, Hinge	C		All
	X6	XTB3+8JFJ	Screw	C	Not Used	All
	F7	XSN4+W10FN	Screw	C		All
	M2	DZPA000064	Screw, Thumb	C		All
	W9	XTB3+12JFJ	Screw	C		All

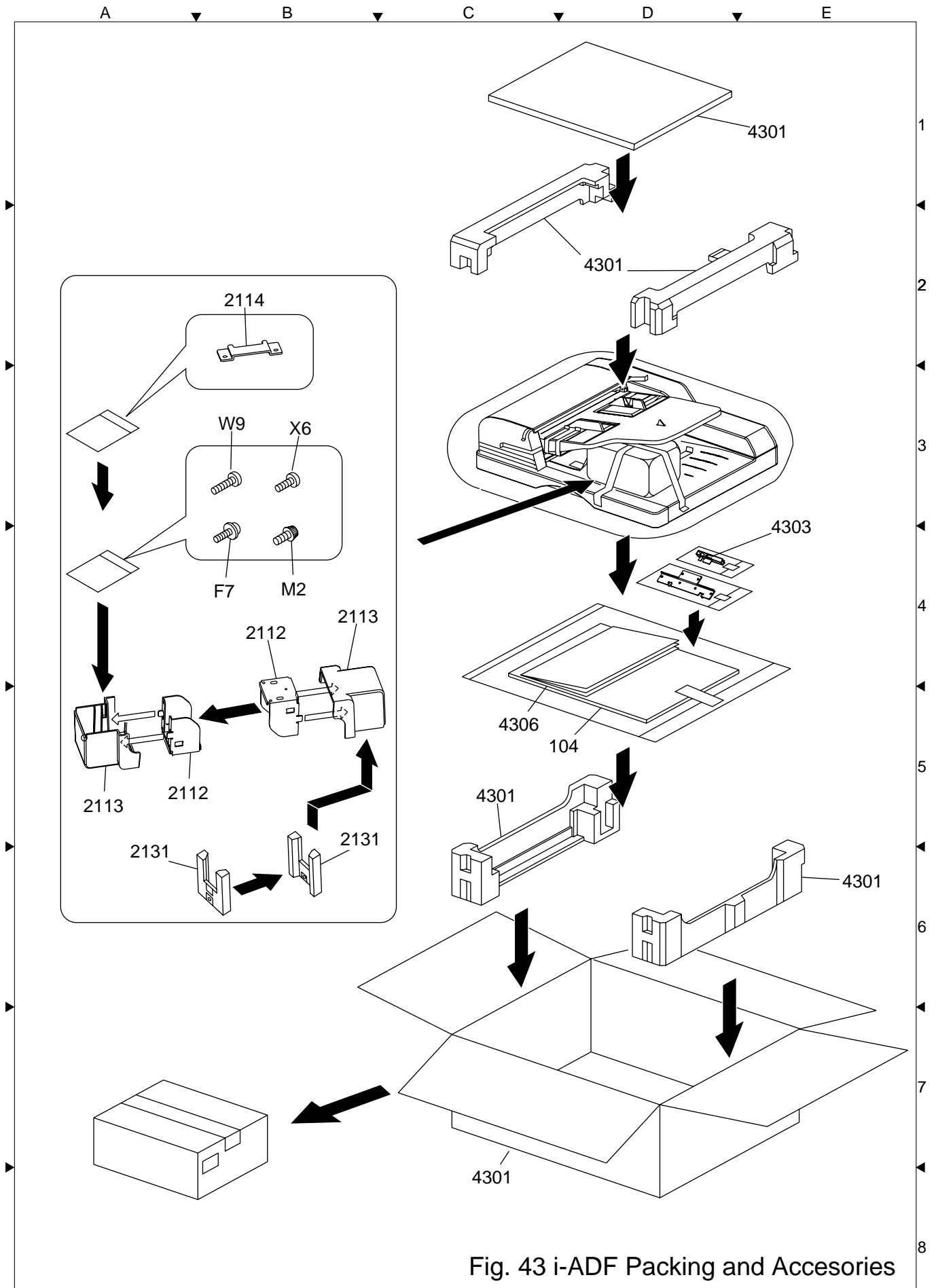
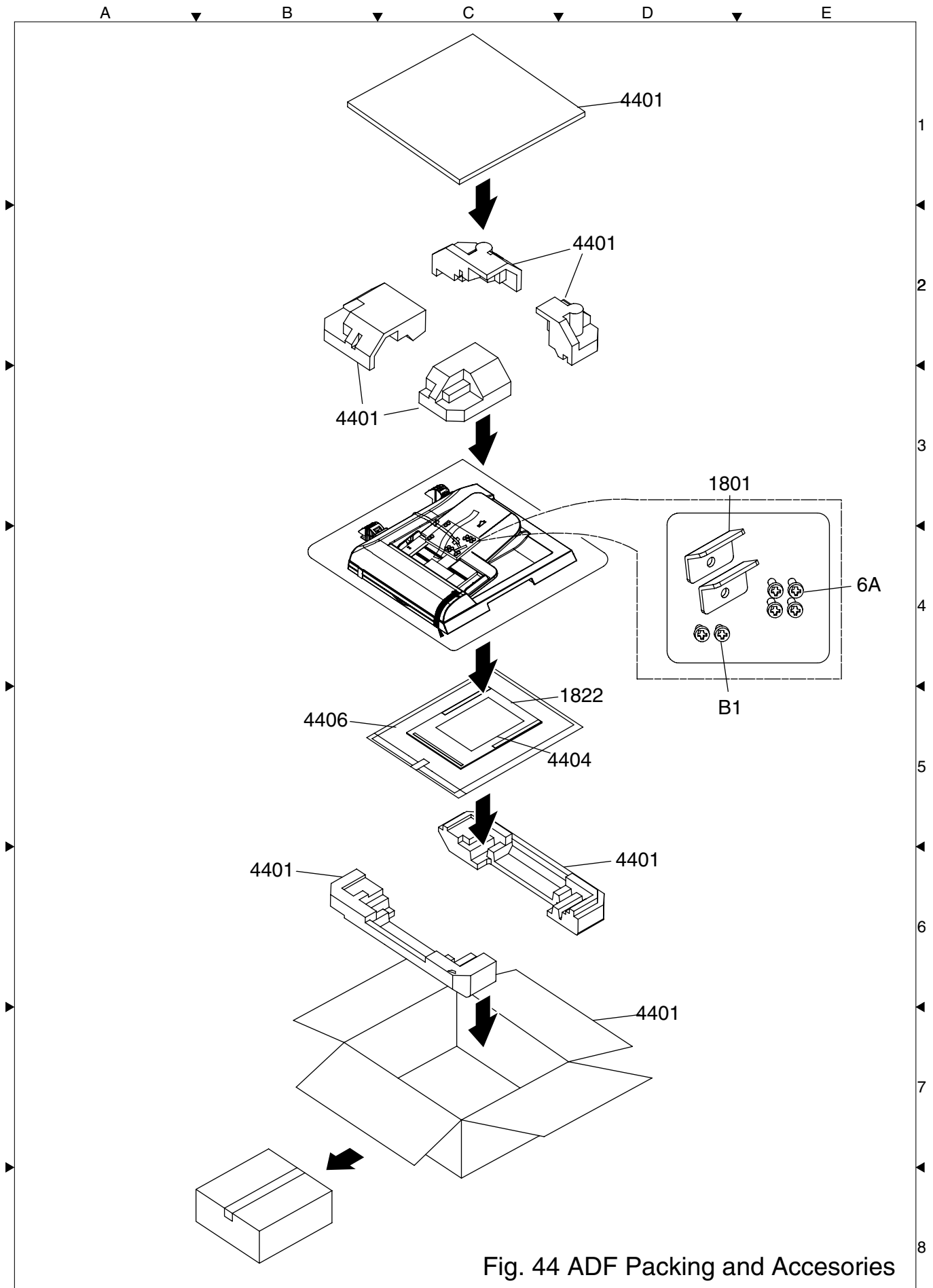


Fig. 43 i-ADF Packing and Accesories

1.30. ADF Packing and Accessories

Safety Mark	Ref. No.	Part Number	Part Name	New Parts	Remarks	Destination
	4401	DZHP011700	Packing, ADF	C		PU, PUG, PT
		DZHP011701				Except PU, PUG, PT
	4404	DZSM000523	Installation Instructions	C		All
	4406	DZRH000479	Sheet, Cushion	C		All
	1801	DZJA000858	Plate, Angle	C		All
	1822	PJZEF21200PU	Scanning Pad	C		All
	6A	XTB3+12GFJ	Screw	C		All
	B1	DZPB000007	Screw, Silver	C		All



1.31. 2nd/4th Paper Tray and 3rd Paper Tray Packing and Accessories

Safety Mark	Ref. No.	Part Number	Part Name	New Parts	Remarks	Destination	
	4501	DZRB001141 A	Box, Carton	C	For 2nd/4th Paper Tray	PU, PUG	
		DZRB001145 B				Other	
		DZRB001142 A					
		DZRB001146 B					
		DZRB001139 A				For 3rd Paper Tray	PU, PUG
		DZRB001143 B					Other
		DZRB001140 A					
		DZRB001144 B					
	4502	DZRH000601	Assembly, Cushion	C		All	
	4504	DZSM000811	Installation Instructions	C		All	
	4505	DZNK005417	Label, Paper Size	C		PU, PUG	
		DZNK005420				PK	
		DZNK005416				Other	
	X8	XTB3+8GFJ	Screw	C		All	
	Y3	XTW3+6LFJ	Screw	C		All	

Note:

A: Carton Box depicts Made in Japan.

B: Carton Box depicts Made in Philippines.

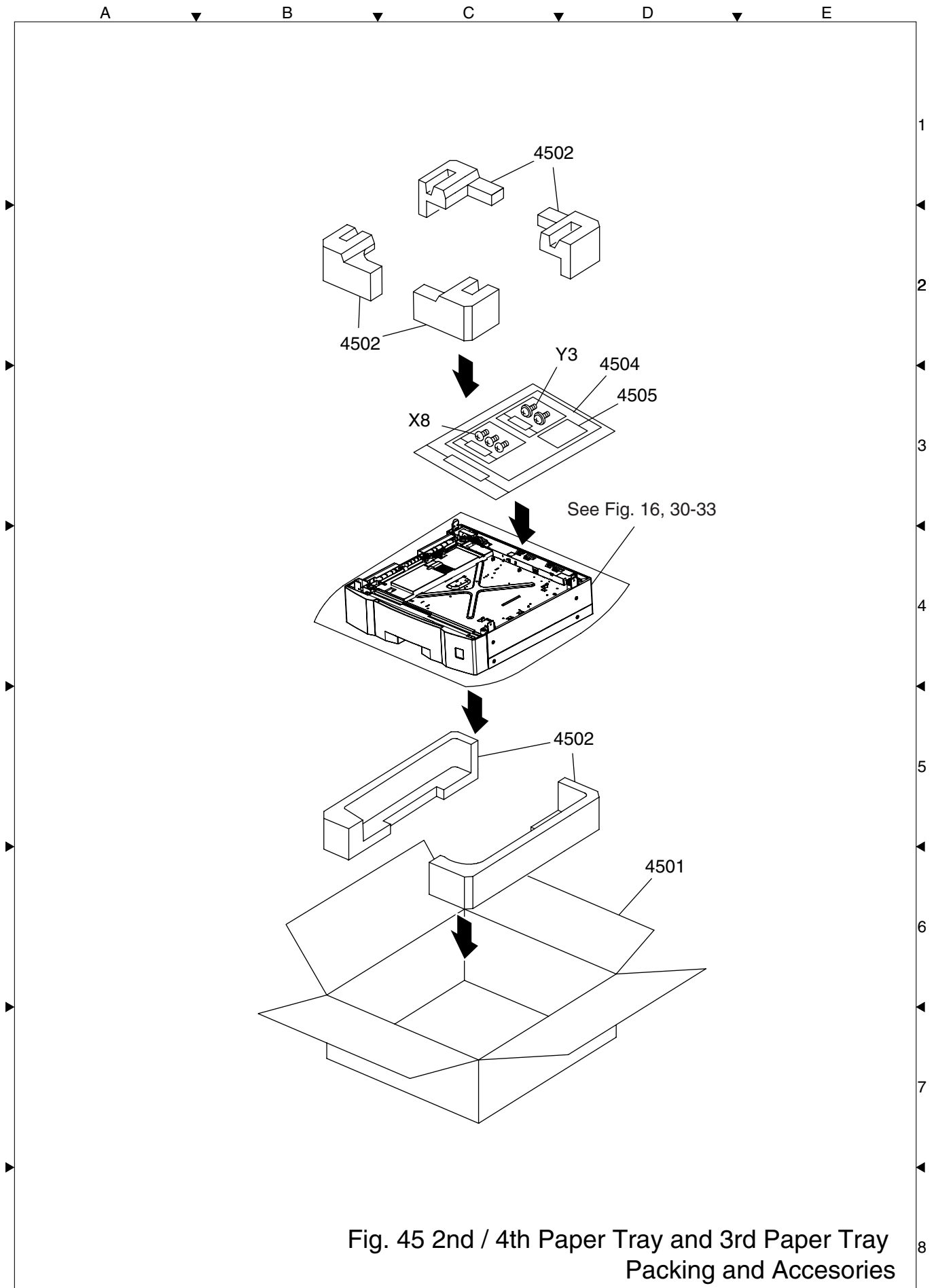


Fig. 45 2nd / 4th Paper Tray and 3rd Paper Tray Packing and Accesories

1.32. Dehumidifier Heater Kit (For Main Unit)

Safety Mark	Ref. No.	Part Number	Part Name	New Parts	Remarks	Destination
	4601	DZRB000101	Box, Carton	C		All
	4602	DZSM000818	Installation Instructions	C		All
⚠	224	DZNK005283	Label, Heater Main	C		PU, PUG, Other
		PJGTC0053Z				PK
⚠	225	DZNK005284	Label, Switch	C		All
	404	DZJA001439	Bracket, Dehumidifier Heater	C		All
	405	DZJA001438	Bracket, Harness	C		All
⚠	424	FFPCP0034	Heater	C		All
	425	DZHD000036	Sleeve, Heater	C		All
	429	DZJK000045	Clamp	C		All
	430	DZJK000046	Clamp	C		All
	680	DZJK000004	Clamp	C		All
	681	DZJK000023	Clamp	C		All
	808	DZJA001436	Bracket, RLB SW	C		All
	809	DZJA001437	Bracket, RLB PCB	C		All
⚠	814	DZCC000006	Switch, Power	C		All
	936	FFPKD07791	Bracket, Heater	C		All
	2804	PJWPF2740AZ	PC Board, RLB	C		All
	2830	DZFP001639	Harness, PTC-AC 1	C		All
	2831	DZFP001641	Harness, PTC-AC 3	C		All
	2833	DZFP001653	Harness, RLB	C		All
	2834	DZFP001640	Harness, PTC-AC 2	C		All
	3116	DZJK000068	Clamp	C		All
	3128	DZJH000026	Spacer, PCB	C		All
	Y2	XTB3+6FFJ-RP	Screw	C		All
	Y3	XTW3+6LFJ	Screw	C		All

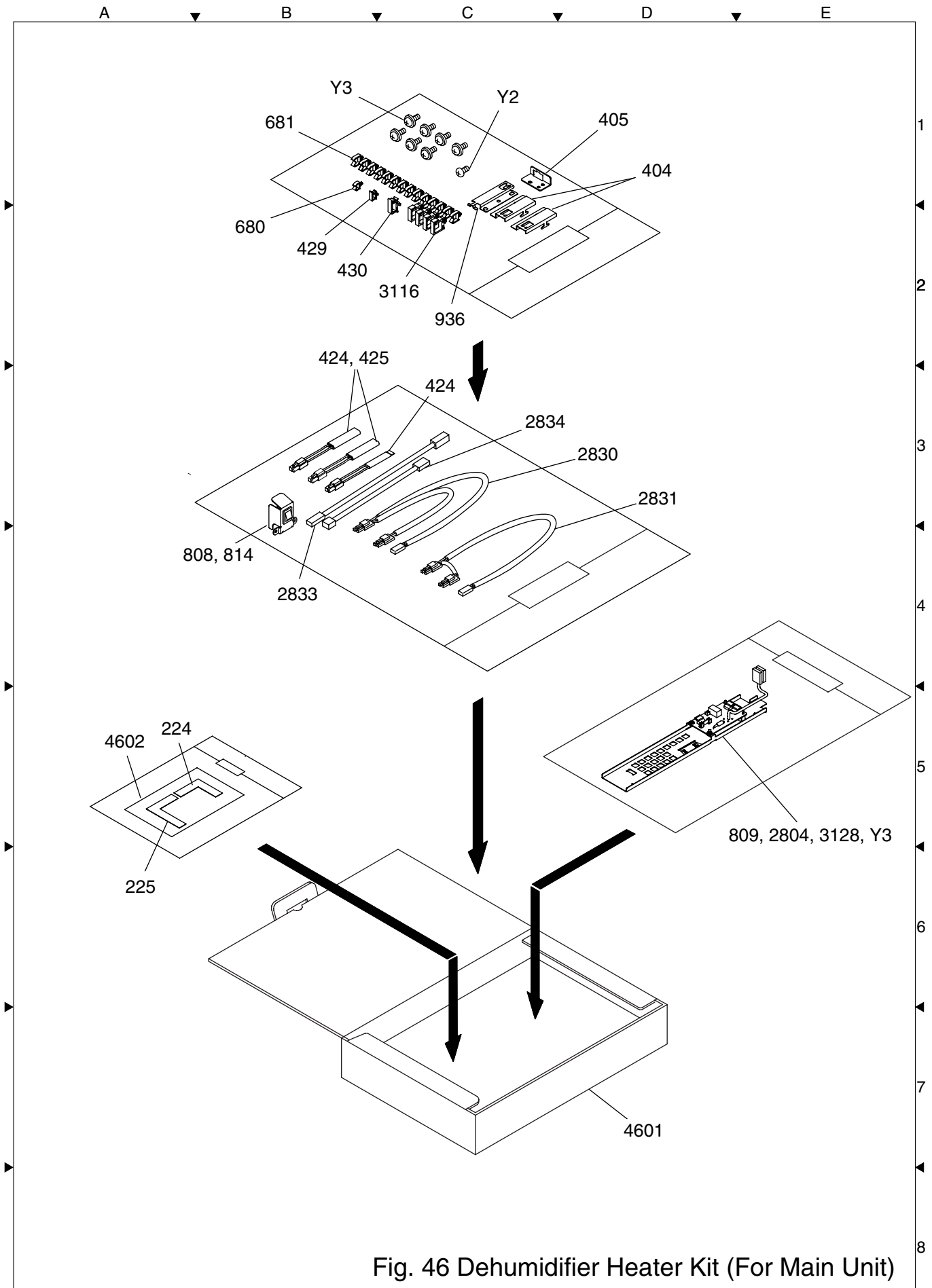


Fig. 46 Dehumidifier Heater Kit (For Main Unit)

1.33. Dehumidifier Heater Kit (For Optional Paper Tray(s))

Safety Mark	Ref. No.	Part Number	Part Name	New Parts	Remarks	Destination
	4701	DZSM000820	Installation Instructions	C		All
⚠	424	FFPCP0034	Heater	C		All
	681	DZJK000023	Clamp	C		All
	2835	DZFP001642	Harness, PTC-AC 4	C		All
	3113	DZJE001206	Cover, Heater	C		All
	3114	DZJE001205	Holder, Heater	C		All
	3115	DZJK000067	Clamp	C		All
	3117	DZJK000017	Edge Saddle	C		All
	3501	DZRB000143	Box	C		All
	Y2	XTB3+6FFJ-RP	Screw	C		All

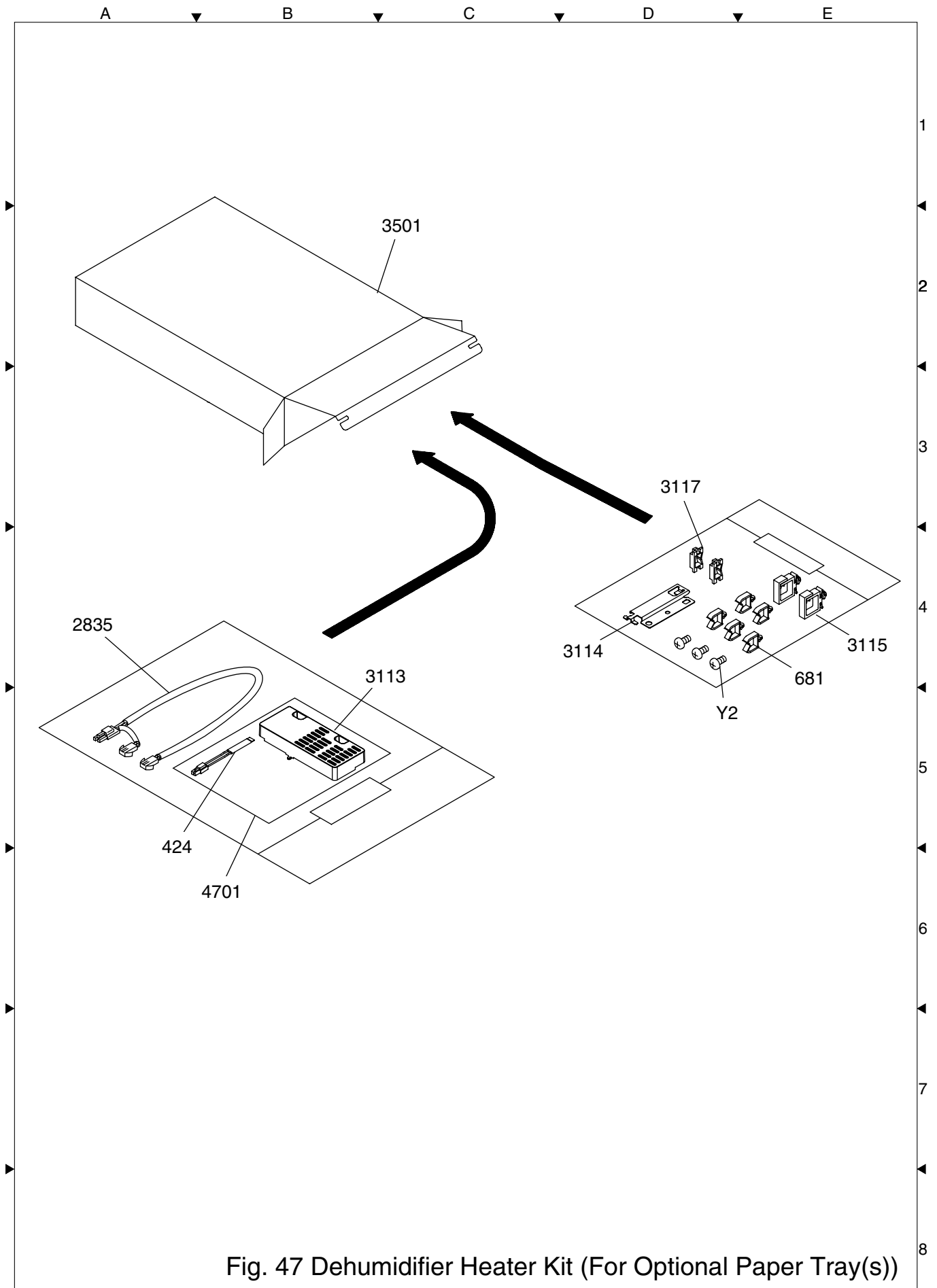


Fig. 47 Dehumidifier Heater Kit (For Optional Paper Tray(s))

1.34. Key Counter Harness Kit

Safety Mark	Ref. No.	Part Number	Part Name	New Parts	Remarks	Destination
	4801	DZSM000825	Installation Instructions	C		All
	4802	DZTT000711	Box, Carton	C		All
	237	PJUIC0218Z	Base, Key Counter	C		All
	238	PJUIC0219Z	Cover, Key Counter	C		All
	239	PJUIC0221Z	Cover, Key Counter Front	C		All
	940	DZJK000070	Clamp	C		All
	951	DZJB000463	Guide, Counter	C		All
	2861	DZFP001902	Harness, KEY	C		All
	Y2	XTB3+6FFJ-RP	Screw	C		All
	Y3	XTW3+6LFJ	Screw	C		All
	Y11	XSB4+10FJ	Screw	C		All

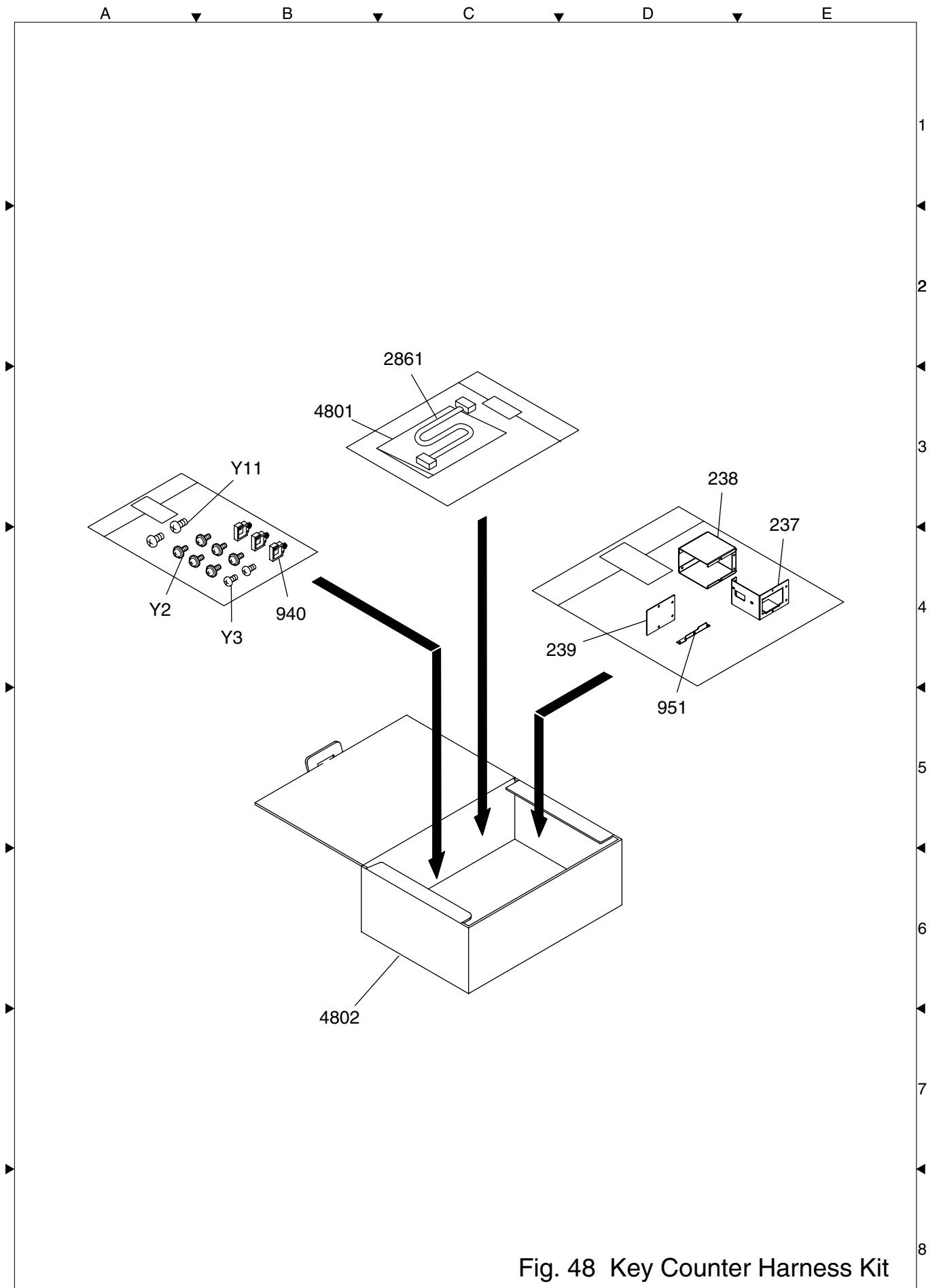





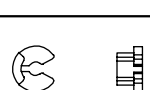













Fig. 48 Key Counter Harness Kit

1.35. Hardware Identification Template

Ref. No.	Part No.	Figure	Remark
18	XYN3+F6FJ		Screw
62	XTB3+6JFJ		Screw
1N	XTB4+8JFJ		Screw
3F	XYN3+F5FJ		Screw
5M	XYN3+F4FJ		Screw
5Z	XUC6VM		E-Ring
6A	XTB3+12GFJ		Screw
B1	DZPB000007		Silver Screw
B4	XTB3+8JFI		Blue Screw
C2	DZPB000020		Screw
E8	XTW3+10SFJ		Screw
F7	XSN4+W10FN		Silver Screw
G6	FFPFJ0039B		Snap Ring
H7	FFPFJ0041B		Snap Ring
J6	XUC3VM		E-Ring
J7	XUC4VM		E-Ring

Ref. No.	Part No.	Figure	Remark
J8	XUC7VM		E-Ring
K5	XUC5VM		E-Ring
K9	FFPFJ0043B		Snap Ring
M2	DZPA000064		Thumb Screw
Q8	XTB3+8GFN		Screw
S6	DZPA000086		Screw
S9	FFPFJ0033B		Snap Ring
W9	XTB3+12JFJ		Screw
X1	XTB3+10GFJ		Screw
X2	DZPA000089		Screw
X3	XYN3+F8FJ		Screw
X4	XTB3+20GFJ		Screw
X6	XTB3+8JFJ		Screw
X7	XYN3+F14FJ		Screw
X8	XTB3+8GFJ		Screw
X9	XTB3+8FFJ		Screw
Y1	XTW3+8PFJ		Screw

Ref. No.	Part No.	Figure	Remark
Y2	XTB3+6FFJ-RP		Screw
Y3	XTW3+6LFJ		Screw
Y4	XTB3+32GFJ		Screw
Y5	XSN3+W10FJ		Screw
Y6	XTW3+6LFJR		Screw
Y7	XNC3FJ		Nut
Y8	XTN3+10GFJ		Screw
Y9	XYN4+F8FJ		Screw
Y10	XYN4+F6FJ		Screw
Y11	XSB4+10FN		Screw

memo

